

INDUSTRIAL MINERALS AND CHEMICAL COMPANY PRIVATE LIMITED

Corporate Identity Number : U24100MH1968PTC014142

Registered Office : E Block, Voltas Premises, T B Kadam Marg, Chinchpokli, Mumbai 400 033, India

Tel: +91 22 6661 4444 • Fax: +91 22 6661 4452 • E-mail: trilsec@tatarealty.in

Date: 29/06/2023

To,
Regional Officer, Navi Mumbai,
Maharashtra Pollution Control Board,
Raigad Bhavan, 7th floor Sector - 11,
C.B.D Belapur, Navi Mumbai. Maharashtra.

Sub : Submission of six-monthly compliance status report as per terms & Conditions stipulated in Environmental clearance letter for the proposed 'Intellion IT Park', at Plot nos. 23, 23(pt), 24 & 24(pt), TTC Industrial Area, Thane-Belapur Road, Mahape MIDC, Mahape, Navi Mumbai. Maharashtra.'

Ref. No. : Environment clearance no. SEIAA-EC-0000002300, dated: 15/01/2020.

Respected Sir/Madam,

In reference to the above-mentioned letter from your office, we would like to submit the Current status of our construction work and point-wise compliance status to various Stipulations laid down by the Ministry in its clearance letter **SEIAA-EC-0000002300, dated: 15/01/2020** along with the necessary annexure.

This compliance report is submitted for the period from **October 2022 to March 2023.**

This is for your kind consideration and records.

Kindly acknowledge the same.

Thanking You,

For, **Industrial Minerals & Chemical CO. Pvt. Ltd.**


Authorized Signatory



Encl : Part A: Current status of construction work.
Part B: Point-wise compliance status.
Datasheet & Annexures.

Copy to Regional Office, MoEF & CC, Nagpur.
Department of Environment, Mantralaya, Mumbai.
Regional Office, CPCB, Pune

INDUSTRIAL MINERALS AND CHEMICAL COMPANY PRIVATE LIMITED

Corporate Identity Number : U24100MH1968PTC014142

Registered Office : E Block, Voltas Premises, T B Kadam Marg, Chinchpokli, Mumbai 400 033, India

Tel: +91 22 6661 4444 • Fax: +91 22 6661 4452 • E-mail: trilsec@tatarealty.in

Date: 29/06/2023

To,

Member Secretary, State Level Environmental Impact Assessment Authority (SEIAA),
217, Department OF Environment, Government of Maharashtra,
2nd Floor, Annex Building, Mantralaya,
Mumbai – 400 032. Maharashtra.

Sub : Submission of six-monthly compliance status report as per terms & Conditions stipulated in Environmental clearance letter for the proposed 'Intellion IT Park', at Plot nos. 23, 23(pt), 24 & 24(pt), TTC Industrial Area, Thane-Belapur Road, Mahape MIDC, Mahape, Navi Mumbai. Maharashtra.'

Ref. No. : Environment clearance no. SEIAA-EC-0000002300, dated: 15/01/2020.

Respected Sir/Madam,

In reference to the above-mentioned letter from your office, we would like to submit the Current status of our construction work and point-wise compliance status to various Stipulations laid down by the Ministry in its clearance letter **SEIAA-EC-0000002300, dated: 15/01/2020** along with the necessary annexure.

This compliance report is submitted for the period from **October 2022 to March 2023.**

This is for your kind consideration and records.

Kindly acknowledge the same.

Thanking You,

For, Industrial Minerals & Chemical CO. Pvt. Ltd.

Authorized Signatory



Encl : Part A: Current status of construction work.
Part B: Point-wise compliance status.
Datasheet & Annexures.

Copy to Regional Office, MoEF & CC, Nagpur.
Regional Office, MPCB, CBD Belapur, Navi Mumbai.
Regional Office, CPCB, Pune

INDUSTRIAL MINERALS AND CHEMICAL COMPANY PRIVATE LIMITED

Corporate Identity Number : U24100MH1968PTC014142

Registered Office : E Block, Voltas Premises, T B Kadam Marg, Chinchpokli, Mumbai 400 033, India

Tel: +91 22 6661 4444 • Fax: +91 22 6661 4452 • E-mail: trilsec@tatarealty.in

Date: 29/06/2023

To,

Regional Directorate, Pune, Central Pollution Control Board,
(Ministry of Environment, Forest & Climate Change), Govt. of India,
Survey no. 110, Dhankude Multipurpose Hall,
Baner Road, Baner, Pune – 411 045. Maharashtra.

Sub : Submission of six-monthly compliance status report as per terms & Conditions stipulated in Environmental clearance letter for the proposed 'Intellion IT Park', at Plot nos. 23, 23(pt), 24 & 24(pt), TTC Industrial Area, Thane-Belapur Road, Mahape MIDC, Mahape, Navi Mumbai. Maharashtra.'

Ref. No. : Environment clearance no. SEIAA-EC-0000002300, dated: 15/01/2020.

Respected Sir/Madam,

In reference to the above-mentioned letter from your office, we would like to submit the Current status of our construction work and point-wise compliance status to various Stipulations laid down by the Ministry in its clearance letter **SEIAA-EC-0000002300, dated: 15/01/2020** along with the necessary annexure.

This compliance report is submitted for the period from **October 2022 to March 2023**.

This is for your kind consideration and records.

Kindly acknowledge the same.

Thanking You,

For, **Industrial Minerals & Chemical CO. Pvt. Ltd.**

Authorized Signatory



Encl : Part A: Current status of construction work.
Part B: Point-wise compliance status.
Datasheet & Annexures.

Copy to Regional Office, MPCB, CBD, Belapur, Navi Mumbai.
Department of Environment, Mantralaya, Mumbai.
Regional Office, MoEF & CC, Nagpur.

INDUSTRIAL MINERALS AND CHEMICAL COMPANY PRIVATE LIMITED

Corporate Identity Number : U24100MH1968PTC014142

Registered Office : E Block, Voltas Premises, T B Kadam Marg, Chinchpokli, Mumbai 400 033, India

Tel: +91 22 6661 4444 • Fax: +91 22 6661 4452 • E-mail: trilsec@tatarealty.in

Date: 29/06/2023

To,

Ministry of Environment, Forests & Climate Change,
Integrated Regional Offices,
Ground Floor, East Wing, New Secretariat Building,
Civil Lines, Nagpur – 440 001. Maharashtra.

Sub : Submission of six-monthly compliance status report as per terms & Conditions stipulated in Environmental clearance letter for the proposed 'Intellion IT Park', at Plot nos. 23, 23(pt), 24 & 24(pt), TTC Industrial Area, Thane-Belapur Road, Mahape MIDC, Mahape, Navi Mumbai. Maharashtra.'

Ref. No. : Environment clearance no. SEIAA-EC-0000002300, dated: 15/01/2020.

Respected Sir/Madam,

In reference to the above-mentioned letter from your office, we would like to submit the Current status of our construction work and point-wise compliance status to various Stipulations laid down by the Ministry in its clearance letter **SEIAA-EC-0000002300, dated: 15/01/2020** along with the necessary annexure.

This compliance report is submitted for the period from **October 2022 to March 2023**.

This is for your kind consideration and records.

Kindly acknowledge the same.

Thanking You,

For, Industrial Minerals & Chemical CO. Pvt. Ltd.

Authorized Signatory



Encl : Part A: Current status of construction work.
Part B: Point-wise compliance status.
Datasheet & Annexures.

Copy to Regional Office, MPCB, CBD, Belapur, Navi Mumbai.
Department of Environment, Mantralaya, Mumbai.
Regional Office, CPCB, Pune

INDUSTRIAL MINERALS AND CHEMICAL COMPANY PRIVATE LIMITED

CIN: U24100MH1968PTC014142

Registered Office: E Block, Voltas Premises, T B Kadam Marg, Chinchpokli, Mumbai 400 033

Tel: +91 22 6661 4444 • Fax: 91 22 6661 4452 • E-mail: trilsec@tata.com

INDEX

Sl. No.	PARTICULARS
1.	Part A: Current status of work
2.	Part B: Point wise compliance
3.	Datasheet
4.	Annexures
Annexure – 01	Approved Layout Plan
Annexure – 02	Acknowledgment copies of NHSRCL application
Annexure – 03	Civil Aviation certificate (Height clearance)
Annexure – 04	Fire NOC
Annexure – 05	Acknowledgment copies of TCFS application
Annexure – 06	Thane Creek Flamingo Sanctuary NOC
Annexure – 07	CER Plan
Annexure – 08	Acknowledgement copy of CER Plan
Annexure – 09	Commencement certificates
Annexure – 10	Consent to Establish
Annexure – 11	Workers Health Report
Annexure – 12	Environmental monitoring reports
Annexure – 13	PUC certificate
Annexure – 14	Environmental clearance
Annexure – 15	Advertisement copy

INDUSTRIAL MINERALS AND CHEMICAL COMPANY PRIVATE LIMITED

CIN: U24100MH1968PTC014142

Registered Office: E Block, Voltas Premises, T B Kadam Marg, Chinchpokli, Mumbai 400 033

Tel: +91 22 6661 4444 • Fax: 91 22 6661 4452 • E-mail: trilsec@tata.com

: PART A :**Current Status of Work**

Current Status of Construction	:	Current status of construction work completed as of 31 st March, 2023 is 18,961.00 Sq. meters. <ul style="list-style-type: none">• 1st and 2nd Slab casted 100%, 3rd and 4th Slab casted 84%, Blockwork in progress at Ground floor.
Date of commencement (Actual and/or planned)	:	27/12/2021 (Actual) Site preparation work started on 27/12/2021 based on commencement certificate received.
Date of completion (Actual and/or planned)	:	January 2027 (Planned)

INDUSTRIAL MINERALS AND CHEMICAL COMPANY PRIVATE LIMITED

CIN: U24100MH1968PTC014142

Registered Office: E Block, Voltas Premises, T B Kadam Marg, Chinchpokli, Mumbai 400 033

Tel: +91 22 6661 4444 • Fax: 91 22 6661 4452 • E-mail: trilsec@tata.com

: PART B :

Compliance status of conditions stipulated in Environmental clearance letter granted for the proposed 'Intellion IT Park', at plot no. 23, 23(pt), 24 & 24(pt), TTC Industrial Area, Thane-Belapur Road, Mahape MIDC, Mahape, Navi Mumbai. Maharashtra by SEIAA, Govt. of Maharashtra vide Environment clearance no. SEIAA-EC-0000002300, dated: 15/01/2020 are as follows.

Sl. No.	Stipulated clearance condition	Compliance status
Specific Conditions:		
i.	PP to submit Approved plan.	❖ Approved plan is attached as Annexure – 1.
ii.	PP to obtain the NOC from the National High Speed Rail Corporation Ltd. (NHSRCL), if required.	❖ Applied to National High Speed Rail Corporation Ltd. (NHSRCL) vide letter dated: 12/12/2019 to grant their NOC. ❖ Please refer Annexure -2 for Acknowledgment Copy of application.
iii.	PP to upload the civil aviation NOC.	❖ Airports Authority of India issued Civil Aviation (Height Clearance) NOC for the project vide letter no. SNCR/WEST/B/062218/315236, dated: 10/08/2018. ❖ Please refer Annexure – 3 for Civil Aviation.
iv.	PP to upload the CFO NOC. PP to abide the all conditions laid in the CFO NOC dated: 25/09/2019.	❖ Chief Fire Officer & Fire Advisor, MIDC, Mumbai issued Fire NOC for the project vide letter no. MIDC/Fire/D-15182, dated: 25/09/2019. ❖ Please refer Annexure – 4 for Fire NOC. ❖ We will ensure to abide all the conditions laid in the CFO NOC.
v.	PP to ensure that RG should be intact even during future development also.	❖ We will ensure that RG area admeasuring 19996.99 Sq. meters will be intact during future development also. ❖ Out of 2900 Sq. meters RG area has been developed (Nursery area 1500 in Sq. meters & Easement area 1400 in Sq. meters outside of project area, area under MIDC Authority) ❖ 15 nos of tress are newly planted, and 43 trees are transplanted.
vi.	The PP to get NOC from competent authority with reference to Thane Creek Flamingo Sanctuary, if the project site falls within 10 Kms radius from the said sanctuary boundary. The planning authority to	❖ Our project is situated in 4.00 Kms (Aerial Distance) from Thane Creek Flamingo Sanctuary. We have applied for the NOC vide letter dated: 12/12/2019 with reference to the

INDUSTRIAL MINERALS AND CHEMICAL COMPANY PRIVATE LIMITED

CIN: U24100MH1968PTC014142

Registered Office: E Block, Voltas Premises, T B Kadam Marg, Chinchpokli, Mumbai 400 033

Tel: +91 22 6661 4444 • Fax: 91 22 6661 4452 • E-mail: trilsec@tata.com

Sl. No.	Stipulated clearance condition	Compliance status
	ensure fulfilment of this condition before granting CC.	<p>same.</p> <ul style="list-style-type: none"> ❖ Please refer Annexure – 5 for Acknowledgement copy. ❖ NOC received from Office of the Divisional Forest Officer, Kurla, Mumbai for Wildlife NOC with reference to Thane Creek Flamingo Sanctuary vide letter no. 2415/2019-20, dated: 28/02/2020. ❖ Please refer Annexure – 6 for NOC received from forest Department.
vii.	PP to submit CER prescribed by MoEF & CC circular dated: 01/05/2018 relevant to the area and people around the project or Environment Department may direct PP to undertake CER work in identified area as identified by Environment Department.	<ul style="list-style-type: none"> ❖ We hereby commit to provide the cost Rs. 4.50 Crores (1.5 % of project cost) towards the CER activity. ❖ Please refer Annexure – 7 for CER Plan.
viii.	PP to ensure that CER plan gets approved from Municipal Commissioner / District Collector.	<ul style="list-style-type: none"> ❖ We will ensure the CER plan gets approved from Municipal Commissioner / District Collector. ❖ We have submitted CER activities details to The District Collector, Thane Collector Office, Thane vide letter dated: 07/01/2019. ❖ Please refer Annexure – 8 for Acknowledgement copy of CER.
ix.	PP shall comply with standard EC conditions mentioned in the Office Memorandum issued by MoEF & CC vide F. No. 22-34/2018-IA.III, dated: 04/01/2019.	<ul style="list-style-type: none"> ❖ Noted and adhere to.
x.	SEIAA decided to grant EC for: FSI area: 38,208.74 Sq. meter Non-FSI area: 26,825.01 Sq. meter and Total BUA area: 65,033.75 Sq. meter (Plan Approved no. EE/SPA/23, 23(pt), 24, 24(pt)/D35970/2019, date: 10/10/2019)	<ul style="list-style-type: none"> ❖ Noted.
General Conditions:		
i	E-waste shall be disposed through Authorized vendor as per E-waste (Management and Handling) Rules, 2016.	<ul style="list-style-type: none"> ❖ We will dispose E-waste through authorized vendor as per E-waste (Management and Handling) Rules, 2016.
ii	The Occupancy Certificate shall be issued by the Local Planning Authority to the project only after ensuring sustained availability of drinking water, connectivity of sewer line to the project site and	<ul style="list-style-type: none"> ❖ Agreed to comply with.

INDUSTRIAL MINERALS AND CHEMICAL COMPANY PRIVATE LIMITED

CIN: U24100MH1968PTC014142

Registered Office: E Block, Voltas Premises, T B Kadam Marg, Chinchpokli, Mumbai 400 033

Tel: +91 22 6661 4444 • Fax: 91 22 6661 4452 • E-mail: trilsec@tata.com

Sl. No.	Stipulated clearance condition	Compliance status
	proper disposal of treated water as per environmental norms.	
iii	This environmental clearance is issued subject to obtaining NOC from Forestry & Wild life angle including clearance from the standing committee of the National Board for Wild life as if applicable & this environment clearance does not necessarily imply that Forestry & Wild life clearance granted to the project which will be considered separately on merit.	<ul style="list-style-type: none">❖ NOC from Wild Life Board is Not Applicable as per Final Notification reg. ESZ of SGNP published by MoEF & CC u/no. S.O.3645 (E), dated: 05/12/2016 as our project site is not affected by the ESZ belt.❖ NOC received from Office of the Divisional Forest Officer, Kurla, Mumbai for Wildlife NOC with reference to Thane Creek Flamingo Sanctuary vide letter no. 2415/2019-20, dated: 28/02/2020.
iv	PP has to abide by the conditions stipulated by SEAC & SEIAA.	<ul style="list-style-type: none">❖ Agreed to comply with.
v	The height, Construction built up area of proposed construction shall be in accordance with the existing FSI/FAR norms of the urban local body & it should ensure the same along with survey number before Approving layout plan & before according commencement certificate to proposed work. Plan approving authority should also ensure the zoning permissibility for the proposed project as per the approved development plan of the area.	<ul style="list-style-type: none">❖ The MIDC is under IT/ITES policy of Govt. of Maharashtra.❖ Special panning authority, MIDC approved the building plan vide dated: 11/10/2019.❖ Executive Engineer & Special Planning Authority, MIDC Division no. II, Mahape issued commencement certificate for the project vide letter no. EE/SPA/23, 23 Part, 24 & 24 Part/D35970/of 2019, dated: 10/10/2019.❖ Revalidated commencement certificates issue by Executive Engineer & Special Planning Authority, MIDC Division no. II, Mahape vide letter no. EE/MHP-II/IFMS/E75896/of 2021, dated: 14/12/2021.❖ Please refer Annexure – 9 for copies of Commencement certificate.
vi	If applicable Consent for Establishment" shall be obtained from Maharashtra Pollution Control Board under Air and Water Act and a copy shall be submitted to the Environment department before start of any construction work at the site.	<ul style="list-style-type: none">❖ MPCB granted consent to establish for the project vide consent no. Format1.0/CAC-CELL/UAN No. 0000085051/CE-2009000093, dated: 02/09/2020.❖ Please refer Annexure – 10 for consent to Establish.
vii	All required sanitary and hygienic measures should be in place before starting construction activities and to be maintained throughout the construction phase.	<ul style="list-style-type: none">❖ All necessary facilities have been provided on site for construction workers.❖ 60 nos of temporary rooms in 3 sections have been provided for 287 nos of residential workers at project site, adequate MIDC pipeline water provided for drinking & domestic

INDUSTRIAL MINERALS AND CHEMICAL COMPANY PRIVATE LIMITED

CIN: U24100MH1968PTC014142

Registered Office: E Block, Voltas Premises, T B Kadam Marg, Chinchpokli, Mumbai 400 033

Tel: +91 22 6661 4444 • Fax: 91 22 6661 4452 • E-mail: trilsec@tata.com

Sl. No.	Stipulated clearance condition	Compliance status
		<p>purpose, 17 nos of toilets with septic tank & 17 nos of bathrooms have been provided at the labour camp.</p> <ul style="list-style-type: none">❖ Municipal solid waste generated at labour camp is being handed over to local body on daily basis.❖ Periodical medical checkup facilities have been provided to construction workers.❖ Proper housekeeping & regular pest is being carried out.❖ Please refer Annexure – 11 for Workers Health Reports.
viii	Adequate drinking water and sanitary facilities should be provided for construction workers at the site. Provision should be made for mobile toilets. The safe disposal of wastewater and solid wastes generated during the construction phase should be ensured.	<ul style="list-style-type: none">❖ All necessary facilities have been provided on site for construction workers.❖ 60 nos of temporary rooms in 3 sections have been provided for 287 nos of residential workers at project site, adequate MIDC pipeline water provided for drinking & domestic purpose, 17 nos of toilets with septic tank & 17 nos of bathrooms have been provided at the labour camp.❖ Municipal solid waste generated at labour camp is being handed over to local body on daily basis.❖ Periodical medical checkup facilities have been provided to construction workers.❖ Proper housekeeping & regular pest is being carried out.
ix	The solid waste generated should be properly collected and segregated dry/inert solid waste should be disposed-off to the approved sites for land filling after recovering recyclable material.	<ul style="list-style-type: none">❖ Part of excavated earth material is being reused for back filling and plot leveling within the project site and remaining will be disposed to authorized landfill site as per local body approval.
x	Disposal of muck during construction phase should not create any adverse effect on the neighboring communities and be disposed taking the necessary precautions for general safety and health aspects of people, only in approved sites with the approval of competent authority.	<ul style="list-style-type: none">❖ Part of excavated earth material is being reused for back filling and plot leveling within the project site and remaining will be disposed to authorized landfill site as per local body approval.
Xi	Arrangement shall be made that waste water and storm water do not get mixed.	<ul style="list-style-type: none">❖ STP of capacity 295 KLD with MBR technology will be provided for the treatment of waste water.

INDUSTRIAL MINERALS AND CHEMICAL COMPANY PRIVATE LIMITED

CIN: U24100MH1968PTC014142

Registered Office: E Block, Voltas Premises, T B Kadam Marg, Chinchpokli, Mumbai 400 033

Tel: +91 22 6661 4444 • Fax: 91 22 6661 4452 • E-mail: trilsec@tata.com

Sl. No.	Stipulated clearance condition	Compliance status
		❖ Also, separate storm water drains will be provided so that wastewater and storm water do not get mixed.
xii	All the topsoil excavated during construction activities should be stored for use in horticulture / landscape development within the project site.	❖ The project site is in industrial area prior to this project. Hence, the fertile topsoil generation is negligible.
xiii	Additional soil for leveling of the proposed site shall be generated within the sites (to the extent possible) so that natural drainage system of the area is protected and improved.	❖ Part of excavated earth material is being reused for back filling and plot leveling within the project site and remaining will be disposed to authorized landfill site as per local body approval.
xiv	Green Belt Development shall be carried out considering CPCB guidelines including selection of plant	<ul style="list-style-type: none">❖ We will ensure that RG area admeasuring 19996.99 Sq. meters will be intact during future development also.❖ Out of 2900 Sq. meters RG area has been developed (Nursery area 1500 in Sq. meters & Easement area 1400 in Sq. meters outside of project area, area under MIDC Authority)❖ 15 nos of tress are newly planted, and 43 trees are transplanted.
xv	Soil and ground water samples will be tested to ascertain that there is no threat to ground water quality by leaching of heavy metals and other toxic contaminants.	<ul style="list-style-type: none">❖ The use of ground water is prohibited under MIDC TTC area and no extraction of ground water for construction as well in operation purpose; also, we are not planning to withdraw ground water for any purpose in future.❖ Groundwater accumulation was monitored in boreholes during and after completion of drilling activities, level of the groundwater table was observed at depth between 0.62 to 2.80 meter below exiting ground level in the boreholes. Seasonal and annual fluctuations in ground water levels can be expected to occur.❖ Soil quality is being monitored.❖ Please refer Annexure – 12 for Environmental Monitoring reports.
xvi	Construction spoils, including bituminous material and other hazardous materials must not be allowed to contaminate watercourses and the dumpsites for such material must be secured so that they should not leach into the ground water.	❖ No generation of hazardous waste during construction.
xvii	Any hazardous waste generated during construction phase should be disposed-off as per	❖ No generation of hazardous waste during construction.

INDUSTRIAL MINERALS AND CHEMICAL COMPANY PRIVATE LIMITED

CIN: U24100MH1968PTC014142

Registered Office: E Block, Voltas Premises, T B Kadam Marg, Chinchpokli, Mumbai 400 033

Tel: +91 22 6661 4444 • Fax: 91 22 6661 4452 • E-mail: trilsec@tata.com

Sl. No.	Stipulated clearance condition	Compliance status
	applicable rules and norms with necessary approvals of the MPCB.	
xviii	The diesel generator sets to be used during construction phase should be low Sulphur diesel type and should conform to Environments (Protection) Rules prescribed for air and noise emission standards.	❖ No use of DG sets for construction purpose.
xix	The diesel required for operating DG sets shall be stored in underground tanks and if required, clearance from concern authority shall be taken.	❖ No use of DG sets for construction purpose.
xx	Vehicles hired for bringing construction material to the site should be in good condition and should have a pollution check certificate and should conform to applicable air and noise emission standards and should be operated only during non-peak hours.	<ul style="list-style-type: none">❖ Vehicles with valid PUC certificate is being allowed during construction to enter the project site.❖ Vehicles operated only during non-peak hours.❖ PUC records is being maintained at security gate.❖ Please refer Annexure – 13 for PUC Certificate.
xxi	Ambient noise levels should conform to residential standards both during day and night. Incremental pollution loads on the ambient air and noise quality should be closely monitored during construction phase. Adequate measures should be made to reduce ambient air and noise level during construction phase, so as to conform to the stipulated standards by CPCB/MPCB.	<ul style="list-style-type: none">❖ Ambient air and Noise levels monitoring is being carried out.❖ Please refer Annexure – 12 for Environmental Monitoring reports.
xxii	Fly ash should be used as building material in the construction as per the provisions of Fly Ash Notification of September 1999 and amended as on 27th August, 2003. (The above condition is applicable only if the project site is located within the 100Km of Thermal Power Stations).	❖ Cement containing Fly Ash of 1464.00 MT is being used in building construction.
xxiii	Ready mixed concrete must be used in building construction.	<ul style="list-style-type: none">❖ Ready Mixed Concrete is being used in building construction.❖ OPC 53 grade cement is being used in building construction.
xxiv	Storm water control and its re-use as per CGWB and BIS standards for various applications.	<ul style="list-style-type: none">❖ Storm water drains will be provided. Storm water collected through the storm water drains of adequate capacity will be discharged into the external drain.❖ Rainwater from terrace area will be collected in 02 nos of Rain water harvesting tank of total capacity 200 KL will be provided.

INDUSTRIAL MINERALS AND CHEMICAL COMPANY PRIVATE LIMITED

CIN: U24100MH1968PTC014142

Registered Office: E Block, Voltas Premises, T B Kadam Marg, Chinchpokli, Mumbai 400 033

Tel: +91 22 6661 4444 • Fax: 91 22 6661 4452 • E-mail: trilsec@tata.com

Sl. No.	Stipulated clearance condition	Compliance status
xxv	Water demand during construction should be reduced by use of pre-mixed concrete, curing agents and other best practices referred.	❖ Ready Mixed Concrete is being used in building construction.
xxvi	The ground water level and its quality should be monitored regularly in consultation with Ground Water Authority.	<ul style="list-style-type: none">❖ The use of ground water is prohibited under MIDC TTC area and no extraction of ground water for construction as well in operation purpose; also, we are not planning to withdraw ground water for any purpose in future.❖ Groundwater accumulation was monitored in boreholes during and after completion of drilling activities, level of the groundwater table was observed at depth between 0.62 to 2.80 meter below exiting ground level in the boreholes. Seasonal and annual fluctuations in ground water levels can be expected to occur.❖ Soil quality is being monitored.❖ Please refer Annexure – 12 for Environmental Monitoring reports.
xxvii	The installation of the Sewage Treatment Plant (STP) should be certified by an independent expert and a report in this regard should be submitted to the MPCB and Environment department before the project is commissioned for operation. Discharge of this unused treated effluent, if any should be discharge in the sewer line. Treated effluent emanating from STP shall be recycled/refused to the maximum extent possible. Discharge of this unused treated effluent, if any should be discharge in the sewer line. Treatment of 100% gray water by decentralized treatment should be done. Necessary measures should be made to mitigate the odor problem from STP.	<ul style="list-style-type: none">❖ STP of capacity 295 KLD with MBR technology will be provided for the treatment of waste water.❖ Treated sewage will be reused for flushing & gardening to reduce freshwater demand.
xxviii	Permission to draw ground water and construction of basement if any shall be obtained from the competent Authority prior to construction/operation of the project	❖ The use of ground water is prohibited under MIDC TTC area and no extraction of ground water for construction purposes also we are not planning to withdraw ground water for any purpose in future. Hence, permission from CGWA is not applicable.
xxix	Separation of gray and black water should be done by the use of dual plumbing line for separation of gray and black water.	❖ Dual plumbing system will be provided.

INDUSTRIAL MINERALS AND CHEMICAL COMPANY PRIVATE LIMITED

CIN: U24100MH1968PTC014142

Registered Office: E Block, Voltas Premises, T B Kadam Marg, Chinchpokli, Mumbai 400 033

Tel: +91 22 6661 4444 • Fax: 91 22 6661 4452 • E-mail: trilsec@tata.com

Sl. No.	Stipulated clearance condition	Compliance status
xxx	Fixtures for showers, toilet flushing and drinking should be of low flow either by use of aerators or pressure reducing devices or sensor-based control.	❖ Low flow fixtures will be provided for toilets and showers.
xxxi	Use of glass may be reduced up to 40% to reduce the electricity consumption and load on air conditioning. If necessary, use high quality double glass with special reflective coating in windows.	❖ High quality double glazed and high-performance glasses will be provided in building to ensure reduction in electricity consumption.
xxxii	Roof should meet prescriptive requirement as per Energy Conservation Building Code by using appropriate thermal insulation material to fulfill requirement.	❖ Agreed to comply with.
xxxiii	Energy conservation measures like installation of CFLs /TFLs for the lighting the areas outside the building should be integral part of the project design and should be in place before project commissioning. Use CFLs and TFLs should be properly collected and disposed-off/sent for recycling as per the prevailing guidelines/rules of the regulatory authority to avoid mercury contamination. Use of solar panels may be done to the extent possible like installing solar streetlights, common solar water heaters system. Project proponent should install, after checking feasibility, solar plus hybrid non-conventional energy source as source of energy.	Following Energy conservation measures will be implemented. ❖ Use of LED lights for internal lighting. ❖ Use of LED lights for external lighting. ❖ Use of energy efficient pumps as per ECBC Guidelines. ❖ Use of high COP chiller as per ECBC Guidelines. ❖ Use of low losses transformers as per ECBC Guidelines. ❖ Solar PV cells with installed capacity of 285 KW.
xxxiv	Diesel power generating sets proposed as source of backup power for elevators and common area illumination during operation phase should be of enclosed type and conform to rules made under the Environment (Protection) Act, 1986. The height of stack of DG sets should be equal to the height needed for the combined capacity of all proposed DG sets. Use low Sulphur diesel. The location of the DG sets may be decided with in consultation with Maharashtra Pollution Control Board.	❖ CPCB approved enclosed type 3 nos of DG sets of capacity 1500 KVA each will be provided and will only be used in case of power failure.
xxxv	Noise should be controlled to ensure that it does not exceed the prescribed standards. During nighttime the noise levels measured at the boundary of the building shall be restricted to the permissible levels to comply with the prevalent regulations.	❖ We will ensure that RG area admeasuring 19996.99 Sq. meters will be intact during future development also. ❖ Out of 2900 Sq. meters RG area has been developed (Nursery area 1500 in Sq. meters & Easement area 1400 in Sq. meters outside of project area, area under MIDC Authority)

INDUSTRIAL MINERALS AND CHEMICAL COMPANY PRIVATE LIMITED

CIN: U24100MH1968PTC014142

Registered Office: E Block, Voltas Premises, T B Kadam Marg, Chinchpokli, Mumbai 400 033

Tel: +91 22 6661 4444 • Fax: 91 22 6661 4452 • E-mail: trilsec@tata.com

Sl. No.	Stipulated clearance condition	Compliance status
		<ul style="list-style-type: none"> ❖ 15 nos of tress are newly planted, and 43 trees are transplanted. ❖ Also, CPCB approved and acoustic enclose type DG sets will be provided.
xxxvi	Traffic congestion near the entry and exit points from the roads adjoining the proposed project site must be avoided. Parking should be fully internalized, and no public space should be utilized.	<ul style="list-style-type: none"> ❖ Public road and public areas are not being used for project activity purpose and are free for smooth traffic movement. ❖ Provision is being made for adequate parking facilities within the project site.
xxxvii	Opaque wall should meet prescriptive requirement as per Energy Conservation Building Code, which is proposed to be mandatory for all air-conditioned spaces while it is aspiration for non-air-conditioned spaces by use of appropriate thermal insulation material to fulfill requirement.	<ul style="list-style-type: none"> ❖ Agreed to comply with.
xxxviii	The building should have adequate distance between them to allow movement of fresh air and passage of natural light, air and ventilation.	<ul style="list-style-type: none"> ❖ Agreed to comply with.
xxxix	Regular supervision of the above and other measures for monitoring should be in place all through the construction phase, so as to avoid disturbance to the surroundings.	<ul style="list-style-type: none"> ❖ Regular supervision of the above measures is being monitored by Project Manager & Mr. Ravi Prakash Sharma, (EHS).
xl	Under the provisions of Environment (Protection) Act, 1986, legal action shall be initiated against the project proponent if it was found that construction of the project has been started without obtaining Env clearance.	<ul style="list-style-type: none"> ❖ Obtained Environmental clearance from SEIAA, Govt. of Maharashtra vide letter no. SEIAA-EC-0000002300, dated: 15/01/2020. ❖ Pease refer Annexure – 14 for Environmental Clearance.
Xli	Six monthly monitoring reports should be submitted to the RO MoEF, Bhopal with copy to this department and MPCB.	<ul style="list-style-type: none"> ❖ Six monthly monitoring reports are being submitted.
Xlii	Project proponent shall ensure completion of STP, MSW disposal facility, green belt development prior to occupation of the buildings. As agreed during the SEIAA meeting, PP to explore possibility of utilizing excess treated water in the adjacent area for gardening before discharging it into sewer line No physical occupation or allotment will be given unless all above said environmental infrastructure is installed and made functional including water requirement in Para 2. Prior certification from appropriate authority shall be obtained.	<ul style="list-style-type: none"> ❖ STP of capacity 295 KLD with MBR technology will be provided for the treatment of waste water. ❖ Treated sewage will be used for flushing & gardening to reduce fresh water demand. ❖ OWC will be providing of capacity 750 Kgs/day automatic heater based to treat biodegradable waste. ❖ We will ensure that RG area admeasuring 19996.99 Sq. meters will be intact during future development also. ❖ Out of 2900 Sq. meters RG area has been

INDUSTRIAL MINERALS AND CHEMICAL COMPANY PRIVATE LIMITED

CIN: U24100MH1968PTC014142

Registered Office: E Block, Voltas Premises, T B Kadam Marg, Chinchpokli, Mumbai 400 033

Tel: +91 22 6661 4444 • Fax: 91 22 6661 4452 • E-mail: trilsec@tata.com

Sl. No.	Stipulated clearance condition	Compliance status
		developed (Nursery area 1500 in Sq. meters & Easement area 1400 in Sq. meters outside of project area, area under MIDC Authority) ❖ 15 nos of tress are newly planted, and 43 trees are transplanted.
xliii	Wet garbage should be treated by Organic Waste Converter and treated waste (manure) should be utilized in the existing premises for gardening. And, no wet garbage will be disposed outside the premises. Local authority should ensure this.	❖ OWC will be providing of capacity 750 KG/day automatic heater based to treat biodegradable waste.
Xliv	Local body should ensure that no occupation certification is issued prior to operation of STP/MSW site etc. with due permission of MPCB.	❖ STP of capacity 295 KLD with MBR technology will be provided for the treatment of waste water. ❖ Treated sewage will be used for flushing & gardening to reduce fresh water demand. ❖ OWC will be providing of capacity 750 Kgs/day automatic heater based to treat biodegradable waste. ❖ We will ensure that RG area admeasuring 19996.99 Sq. meters will be intact during future development also. ❖ Out of 2900 Sq. meters RG area has been developed (Nursery area 1500 in Sq. meters & Easement area 1400 in Sq. meters outside of project area, area under MIDC Authority) 15 nos of tress are newly planted, and 43 trees are transplanted.
Xlv	A complete set of all the documents submitted to Department should be forwarded to the Local authority and MPCB.	❖ A complete set of all the documents has been submitted to MPCB with the consent to establish application.
Xlvi	In the case of any change(s) in the scope of the project, the project would require a fresh appraisal by this Department.	❖ Noted.
Xlvii	A separate environment management cell with qualified staff shall be set up for implementation of the stipulated environmental safeguards.	❖ A separate Environment Management Cell with qualified staff has been appointed for implementation of the stipulated Environmental safeguards under Project Manager & Mr. Ravi Prakash Sharma, (EHS) supervision. ❖ Also, Mr. Umakant Chavan, Safety Manager for Nyati Engineers & Consultants Pvt. Ltd. (contractor)

INDUSTRIAL MINERALS AND CHEMICAL COMPANY PRIVATE LIMITED

CIN: U24100MH1968PTC014142

Registered Office: E Block, Voltas Premises, T B Kadam Marg, Chinchpokli, Mumbai 400 033

Tel: +91 22 6661 4444 • Fax: 91 22 6661 4452 • E-mail: trilsec@tata.com

Sl. No.	Stipulated clearance condition	Compliance status
Xlviii	Separate funds shall be allocated for implementation of environmental protection measures/EMP along with item-wise breaks-up. This cost shall be included as part of the project cost. The funds earmarked for the environment protection measures shall not be diverted for other purposes and year-wise expenditure should reported to the MPCB.	Separate funds have been allocated for implementation of Environmental Protection Measures; During construction phase; ❖ Rs. 10.43 Lakhs have been allocated for the entire construction period. During operation phase; ❖ Capital cost: Rs. 392.98 Lakhs and ❖ O & M cost: Rs. 15.82 Lakhs / Annum.
Xlix	The project management shall advertise at least in two local newspapers widely circulated in the region around the project, one of which shall be in the Marathi language of the local concerned within seven days of issue of this letter, informing that the project has been accorded environmental clearance and copies of clearance letter are available with the Maharashtra Pollution Control Board and may also be seen at Website at http://ec.maharashtra.gov.in .	❖ After getting Environmental clearance for the project, we published public notice in local Marathi (Navshakti) & English (The Free Press Journal) newspapers. ❖ Please refer Annexure – 15 for Advertisement Copy .
I	Project management should submit half yearly compliance reports in respect of the stipulated prior environment clearance terms and conditions in hard & soft copies to the MPCB & this department, on 1 st June & 1st December of each calendar year.	❖ Submitting six monthly compliance reports to; ❖ RO, MPCB, CBD, Belapur. ❖ RO, CPCB, Pune. ❖ RO, MoEF & CC, Nagpur. ❖ Environment Department, Mantralaya.
li	A copy of the clearance letter shall be sent by proponent to the concerned Municipal Corporation and the local NGO, if any, from whom suggestions/representations, if any, were received while processing the proposal. The clearance letter shall also be put on the website of the Company by the proponent.	❖ A copy of the Environmental clearance letter is submitted to MIDC.
lii	The proponent shall upload the status of compliance of the stipulated EC conditions, including results of monitored data on their website and shall update the same periodically. It shall simultaneously be sent to the Regional Office of MoEF, the respective Zonal Office of CPCB and the SPCB. The criteria pollutant levels namely; SPM, RSPM. SO ₂ , NO _x (ambient levels as well as stack emissions) or critical sector parameters, indicated for the project shall be monitored and	❖ Six monthly compliance status reports are being submitted periodically and also criteria of pollutant levels will be displayed at the main gate of project site.

INDUSTRIAL MINERALS AND CHEMICAL COMPANY PRIVATE LIMITED

CIN: U24100MH1968PTC014142

Registered Office: E Block, Voltas Premises, T B Kadam Marg, Chinchpokli, Mumbai 400 033

Tel: +91 22 6661 4444 • Fax: 91 22 6661 4452 • E-mail: trilsec@tata.com

Sl. No.	Stipulated clearance condition	Compliance status
	displayed at a convenient location near the main gate of the company.	
liii	The project proponent shall also submit six monthly reports on the status of compliance of the stipulated EC conditions including results of monitored data (both in hard copies as well as by e-mail) to the respective Regional Office of MoEF, the respective Zonal Office of CPCB and the SPCB.	<ul style="list-style-type: none">❖ Submitting six monthly compliance reports to;❖ RO, MPCB, CBD, Belapur.❖ RO, CPCB, Pune.❖ RO, MoEF & CC, Nagpur.❖ Environment Department, Mantralaya.
lix	The environmental statement for each financial year ending 31st March in Form-V as is mandated to be submitted by the project proponent to the concerned State Pollution Control Board as prescribed under the Environment (Protection) Rules, 1986, as amended subsequently, shall also be put on the website of the company along with the status of compliance of EC conditions and shall also be sent to the RO of MoEF by e-mail.	<ul style="list-style-type: none">❖ Environmental Statement (Form-V) for the FY 2021-2022 has been submitted on MPCB web Portal.
4.	The environmental clearance is being issued without prejudice to the action initiated under EP Act or any court case pending in the court of law and it does not mean that project proponent has not violated any environmental laws in the past and whatever decision under EP Act or of the Hon'ble court will be binding on the project proponent. Hence this clearance does not give immunity to the project proponent in the case filed against him, if any or action initiated under EP Act.	<ul style="list-style-type: none">❖ Noted.
5.	In case of submission of false document and non-compliance of stipulated conditions, Authority/ Environment Department will revoke or suspend the Environmental Clearance without any intimation and initiate appropriate legal action under Environmental Protection Act, 1986.	<ul style="list-style-type: none">❖ Noted.
6.	The Environment department reserves the right to add any stringent condition or to revoke the clearance if conditions stipulated are not implemented to the satisfaction of the department or for that matter, for any other administrative reason.	<ul style="list-style-type: none">❖ Noted.

INDUSTRIAL MINERALS AND CHEMICAL COMPANY PRIVATE LIMITED

CIN: U24100MH1968PTC014142

Registered Office: E Block, Voltas Premises, T B Kadam Marg, Chinchpokli, Mumbai 400 033

Tel: +91 22 6661 4444 • Fax: 91 22 6661 4452 • E-mail: trilsec@tata.com

Sl. No.	Stipulated clearance condition	Compliance status
7.	Validity of Environment Clearance: The environmental clearance accorded shall be valid as per EIA Notification, 2006, and amendments by MoEF & CC Notification dated 29th April, 2015.	❖ Noted.
8.	In case of any deviation or alteration in the project proposed from those submitted to this department for clearance, a fresh reference should be made to the department to assess the adequacy of the condition (s) imposed and to incorporate additional environmental protection measures required, if any.	❖ Noted.
9.	The above stipulations would be enforced among others under the Water (Prevention and Control of Pollution) Act, 1974, the Air (Prevention and Control of Pollution) Act, 1981, the Environment (Protection) Act, 1986 and rules there under, Hazardous Wastes (Management and Handling) Rules, 1989 and its amendments, the public Liability Insurance Act, 1991 and its amendments.	❖ Noted.
10.	Any appeal against this environmental clearance shall lie with the National Green Tribunal (Western Zone Bench, Pune), New Administrative Building, 1stFloor, D-, Wing, Opposite Council Hall, Pune, if preferred, within 30 days as prescribed under Section 16 of the National Green Tribunal Act, 2010.	❖ Noted.

INDUSTRIAL MINERALS AND CHEMICAL COMPANY PRIVATE LIMITED

CIN: U24100MH1968PTC014142

Registered Office: E Block, Voltas Premises, T B Kadam Marg, Chinchpokli, Mumbai 400 033

Tel: +91 22 6661 4444 • Fax: 91 22 6661 4452 • E-mail: trilsec@tata.com

Compliance as per Monitoring the Implementation of Environmental Safeguards Ministry of**Environment, Forests & Climate Change Regional Office (WCZ), Nagpur****Monitoring Report****DATA SHEET**

1.	Project type: River - valley/ Mining / Industry / Thermal / Nuclear / Other (specify)	:	Construction Project.
2.	Name of the project	:	❖ Proposed 'Intellion IT Park, at plot no. 23, 23(pt), 24 & 24(pt), TTC Industrial Area, Thane-Belapur Road, Mahape MIDC, Mahape, Navi Mumbai. Maharashtra.
3.	Clearance letter (s) / OM No. and Date	:	❖ Obtained Environmental clearance from SEIAA, Govt. of Maharashtra vide letter no. SEIAA-EC-0000002300, dated: 15/01/2020.
4.	Location		
	a. District (s)	:	Thane.
	b. State (s)	:	Maharashtra.
	c. Location		Ghansoli, Navi Mumbai.
	d. Latitude/ Longitude	:	Latitude : 19° 06 ' 59.45" N Longitude : 73° 00'42.47" E
5.	Address for correspondence		
	a. Address of Concerned Project Chief Engineer (with pin code & Telephone / telex / fax numbers)	:	Mr. Sandeep Kolge, (Project Manager) M/s. Industrial Minerals & Chemical Company Pvt. Ltd. Proposed 'Intellion IT Park, at plot no. 23, 23(pt), 24 & 24(pt), TTC Industrial Area, Thane-Belapur Road, Mahape MIDC, Mahape, Navi Mumbai. Maharashtra. Email ID: sandeepkolge@tatarealty.in, Contact no: 9820991449
	b. Address of Executive Project: Engineer/Manager (with pin code / Fax numbers)	:	Mr. Saikumar Khot, (Project Engineer) M/s. Industrial Minerals & Chemical Company Pvt. Ltd. Proposed 'Intellion IT Park, at plot no. 23, 23(pt), 24 & 24(pt), TTC Industrial Area, Thane-Belapur Road, Mahape MIDC, Mahape, Navi Mumbai. Maharashtra. Email ID: saikumarkhot@tatarealty.in, Contact no: 9869207189

INDUSTRIAL MINERALS AND CHEMICAL COMPANY PRIVATE LIMITED

CIN: U24100MH1968PTC014142

Registered Office: E Block, Voltas Premises, T B Kadam Marg, Chinchpokli, Mumbai 400 033

Tel: +91 22 6661 4444 • Fax: 91 22 6661 4452 • E-mail: trilsec@tata.com

6.	Salient features		
a.	of the project	:	<ul style="list-style-type: none"> ❖ FSI area: 38,208.74 Sq. meters ❖ Non-FSI area: 26,825.01 Sq. meters ❖ Total BUA area: 65,033.75 Sq. meters
b.	of the environmental management plans	:	<p>Separate funds have been allocated for implementation of Environmental Protection Measures;</p> <p>During construction phase;</p> <ul style="list-style-type: none"> ❖ Rs. 10.43 Lakhs have been allocated for the entire construction period. <p>During operation phase;</p> <ul style="list-style-type: none"> ❖ Capital cost: Rs. 392.98 Lakhs and ❖ O & M cost: Rs. 15.82 Lakhs / Annum.
7.	Breakup of the project area		
a.	submergence area forest & non-forest	:	Not Applicable.
b.	Others	:	Project comes under Mahape MIDC, TTC Industrial area, Navi Mumbai.
8.	Breakup of the project affected Population with enumeration of Those losing houses/ dwelling units Only agricultural land only, both Dwelling units & agricultural Land & Landless laborers / artisan.	:	Not Applicable.
a.	SC, ST/Adivasis	:	Not Applicable.
b.	Others (Please indicate whether these Figures are based on any scientific and systematic survey carried out Or only provisional figures, if a Survey is carried out give details And years of survey)	:	Not Applicable.
9.	Financial details		
a.	Project cost as originally planned and subsequent revised estimates and the year of price reference:		
1.	Total Cost of the Project	:	Rs. 3000,000,000/-
b.	Allocation made for environ-mental management plans with item wise and year wise Break-up.	:	<p>Separate funds have been allocated for implementation of Environmental Protection Measures;</p> <p>During construction phase;</p> <ul style="list-style-type: none"> ❖ Rs. 10.43 Lakhs have been allocated for the entire construction period. <p>During operation phase;</p> <ul style="list-style-type: none"> ❖ Capital cost: Rs. 392.98 Lakhs and ❖ O & M cost: Rs. 15.82 Lakhs / Annum.

INDUSTRIAL MINERALS AND CHEMICAL COMPANY PRIVATE LIMITED

CIN: U24100MH1968PTC014142

Registered Office: E Block, Voltas Premises, T B Kadam Marg, Chinchpokli, Mumbai 400 033

Tel: +91 22 6661 4444 • Fax: 91 22 6661 4452 • E-mail: trilsec@tata.com

	c.	Benefit cost ratio / Internal rate of Return and the year of assessment.	:	--
	d.	Whether (c) includes the Cost of environmental management as shown in the above.	:	--
	e.	Actual expenditure incurred on the project so far.	:	Rs. 11,67,03,522/-
	f.	Actual expenditure incurred on the environmental management plans so far	:	Rs. 65,80,261/-
10.	Forest land requirement			
	a.	The status of approval for diversion of forest land for non-forestry use.	:	Not Applicable.
	b.	The status of clearing felling	:	Not Applicable.
	c.	The status of compensatory afforestation, it any	:	Not Applicable.
	d.	Comments on the viability & sustainability of compensatory afforestation program in the light of actual field experience so far.	:	Not Applicable.
11.	The status of clear felling in non-forest areas (such as submergence area of reservoir, approach roads), it any with quantitative information.		:	Not Applicable.
12.	Status of construction		:	Current status of construction work completed as of 31 st March, 2023 is 18,961.00 Sq. meters. <ul style="list-style-type: none"> 1st and 2nd Slab casted 100%, 3rd and 4th Slab casted 84%, Blockwork in progress at Ground floor.
	a.	Date of commencement (Actual and/or planned)	:	27/12/2021 (Actual) Site preparation work started on 27/12/2021 based on commencement certificate received.
	b.	Date of completion (Actual and/or planned)	:	January 2027 (Planned)
13.	Reasons for the delay if the Project is yet to start.		:	--

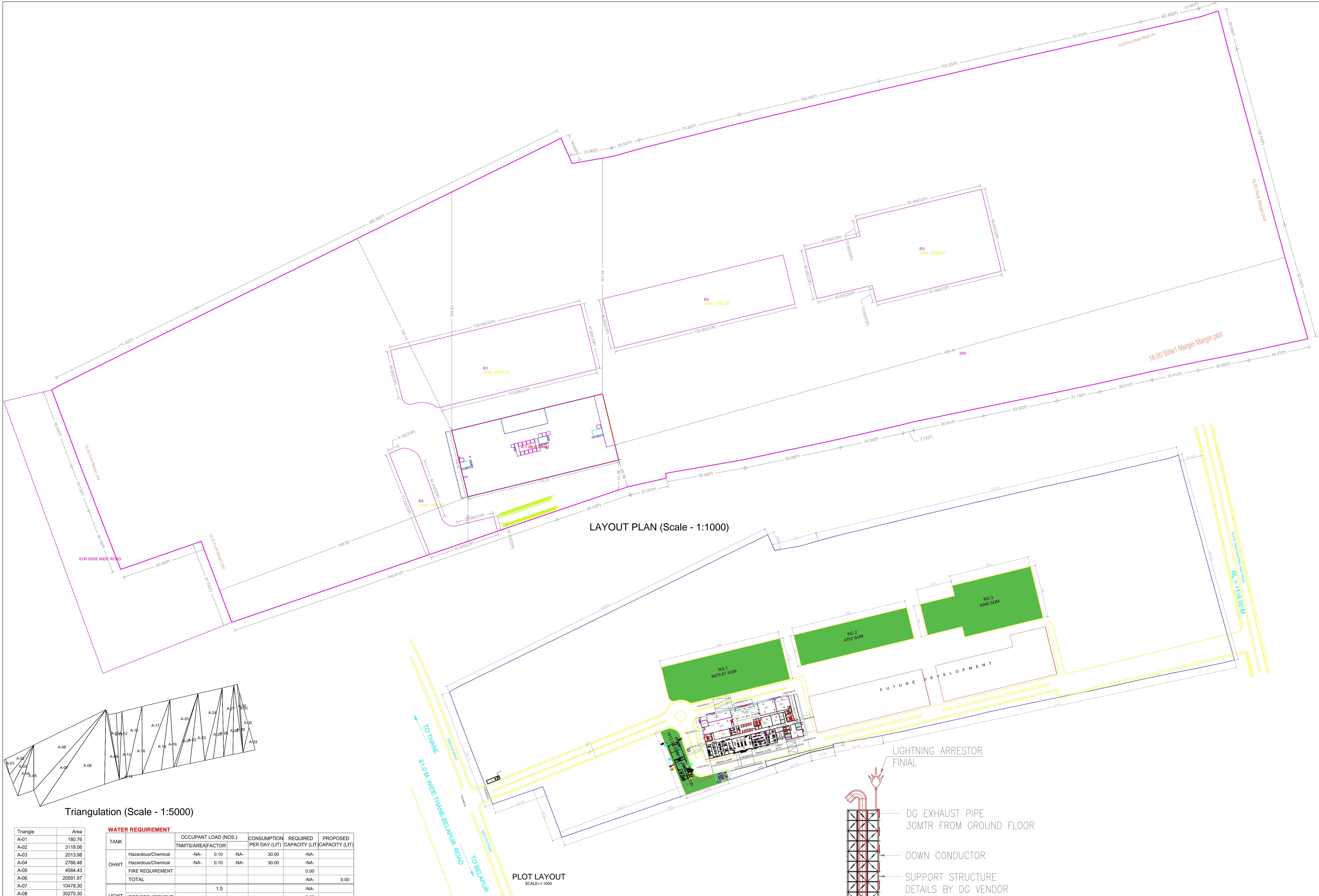
INDUSTRIAL MINERALS AND CHEMICAL COMPANY PRIVATE LIMITED

CIN: U24100MH1968PTC014142

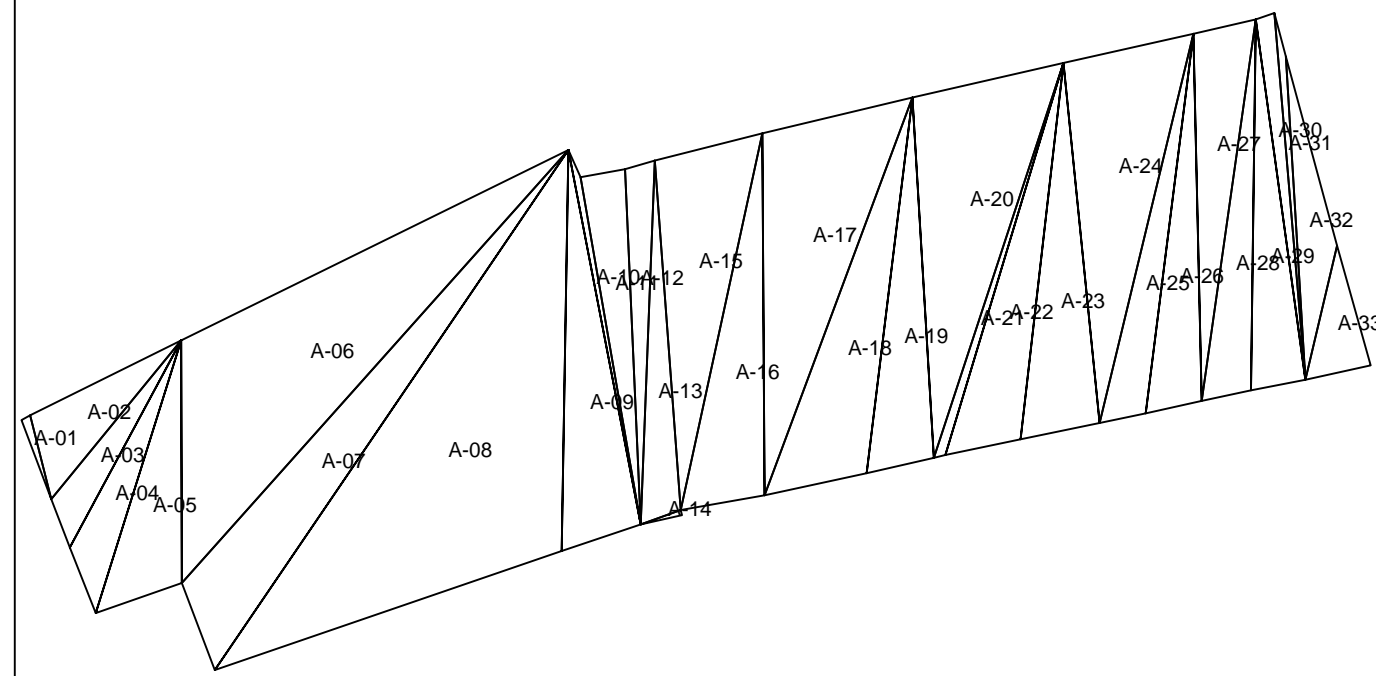
Registered Office: E Block, Voltas Premises, T B Kadam Marg, Chinchpokli, Mumbai 400 033

Tel: +91 22 6661 4444 • Fax: 91 22 6661 4452 • E-mail: trilsec@tata.com

14.	Dates of site visits		
	a.	The dates on which the project was monitored by the Regional Office on previous occasions, if any.	: --
	b.	Date of site visit for this monitoring report.	: --
15.	Details of correspondence with Project authorities for obtaining Action plans/information on Status of compliance to safeguards Other than the routine letters for Logistic support for site visits. (The first monitoring report may contain the details of all the Letters issued so far, but the Later reports may cover only the Letters issued subsequently.)		: --



LAYOUT PLAN (Scale - 1:1000)



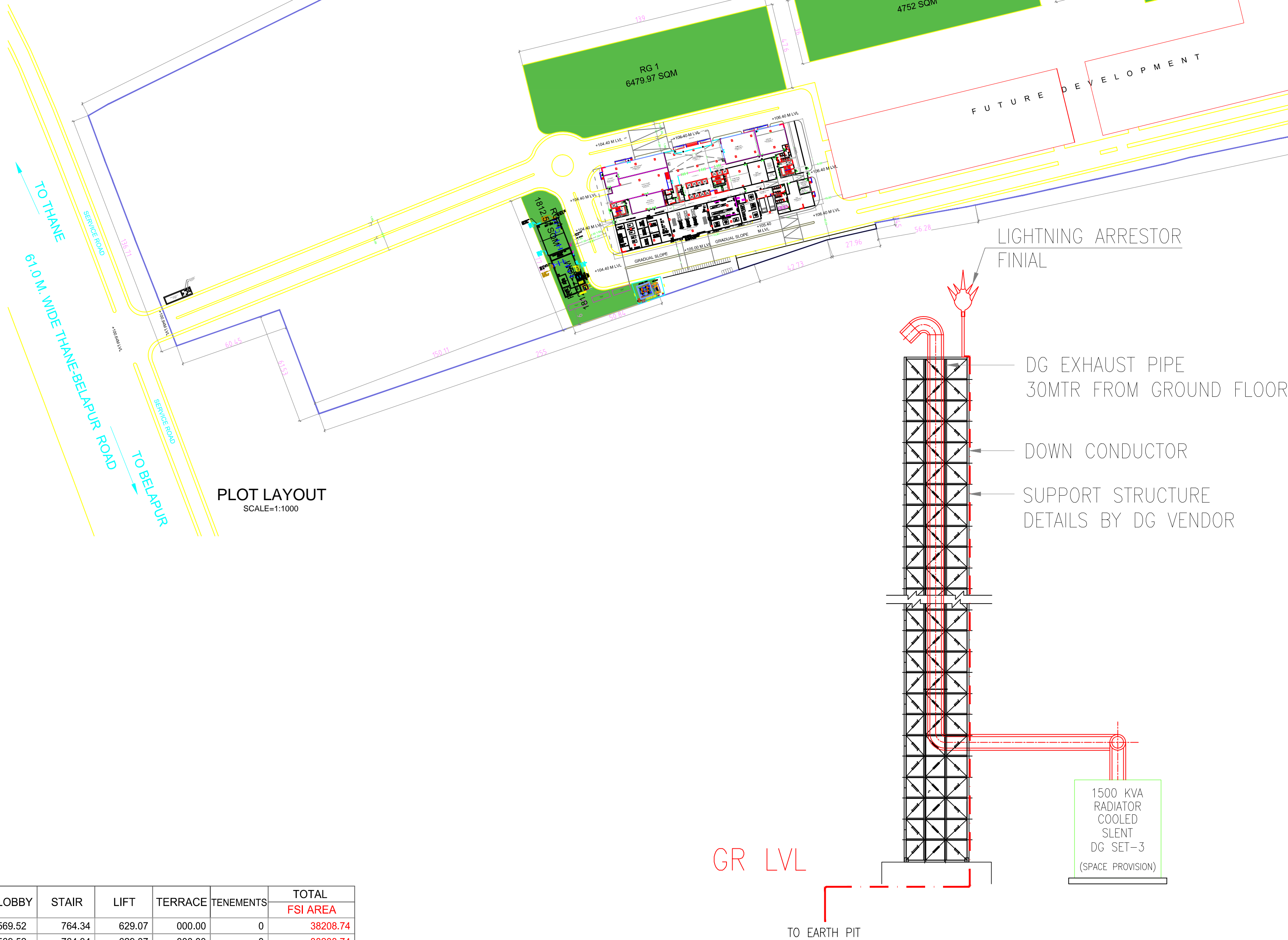
Triangulation (Scale - 1:5000)

Triangle	Area
A-01	180.76
A-02	3118.06
A-03	2013.98
A-04	2766.48
A-05	4584.43
A-06	20591.87
A-07	10476.30
A-08	30276.30
A-09	6887.00
A-10	545.81
A-11	3492.03
A-12	2348.15
A-13	3152.47
A-14	48.12
A-15	6380.71
A-16	6642.76
A-17	11904.32
A-18	8174.52
A-19	5369.36
A-20	12074.72
A-21	895.08
A-22	6096.40
A-23	6360.53
A-24	10455.01
A-25	3724.06
A-26	4524.07
A-27	5052.10
A-28	4003.28
A-29	4383.06
A-30	1531.50
A-31	612.99
A-32	2828.42
A-33	1817.13
Total (plot)	195247.86

WATER REQUIREMENT									
TANK	OCCUPANT LOAD (NOS.)		CONSUMPTION PER DAY (LIT)		REQUIRED CAPACITY (LIT)	PROPOSED CAPACITY (LIT)			
OHWT	Hazardous/Chemical	-NA-	0.10	-NA-	30.00	-NA-			
	Hazardous/Chemical	-NA-	0.10	-NA-	30.00	-NA-			
	FIRE REQUIREMENT	-NA-	0.10	-NA-	30.00	-NA-			
UGWT	FIRE REQUIREMENT	1.5			0.00	-NA-			
	FIRE REQUIREMENT	1.5			0.00	-NA-			
	TOTAL				0.00	0.00			

BUILDING WISE FSI STATEMENT									
BUILDING	COMM.	RESI.	IND.	SPEC.	FSI AREA	PERM.	PROP.	EXCESS	PASSAGE
A-1 (BUILDING)	0.00	0.00	38208.74	0.00	0.00	0.00	0.00	0.00	569.52
A-2	0.00	0.00	38208.74	0.00	0.00	0.00	0.00	0.00	569.52
Total	0.00	0.00	38208.74	0.00	0.00	0.00	0.00	0.00	569.52

BUILDING WISE FSI STATEMENT									
BUILDING	COMM.	RESI.	IND.	SPEC.	FSI AREA	PERM.	PROP.	EXCESS	PASSAGE
A-1 (BUILDING)	0.00	0.00	38208.74	0.00	0.00	0.00	0.00	0.00	569.52
A-2	0.00	0.00	38208.74	0.00	0.00	0.00	0.00	0.00	569.52
Total	0.00	0.00	38208.74	0.00	0.00	0.00	0.00	0.00	569.52



PLOT LAYOUT SCALE:1:1000

GR LVL

TO EARTH PIT

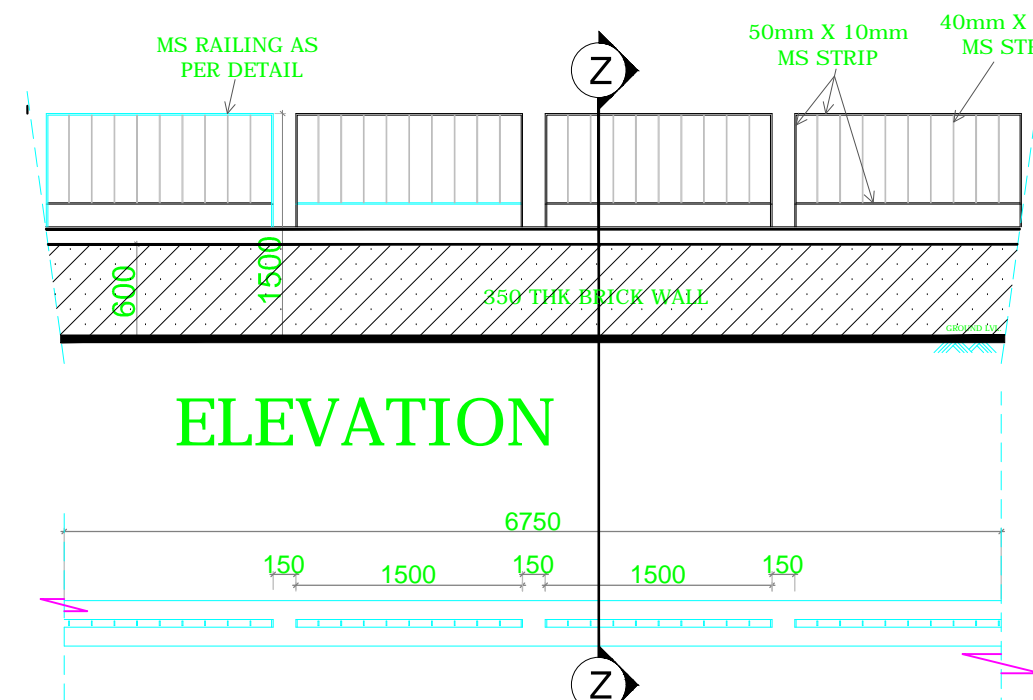
LIGHTNING ARRESTOR FINIAL

DG EXHAUST PIPE 30MTR FROM GROUND FLOOR

DOWN CONDUCTOR

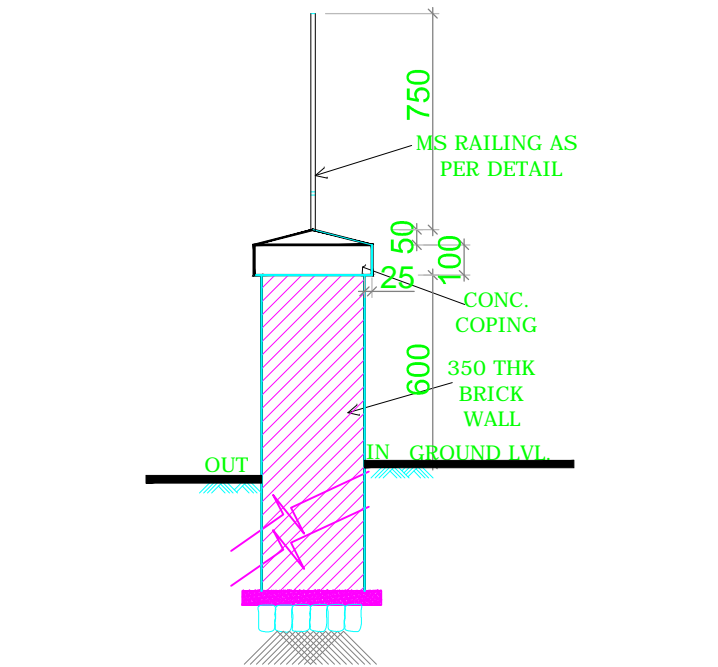
SUPPORT STRUCTURE DETAILS BY DG VENDOR

1500 KVA RADIATOR COOLED SILENT DG SET-3 (SPACE PROVISION)

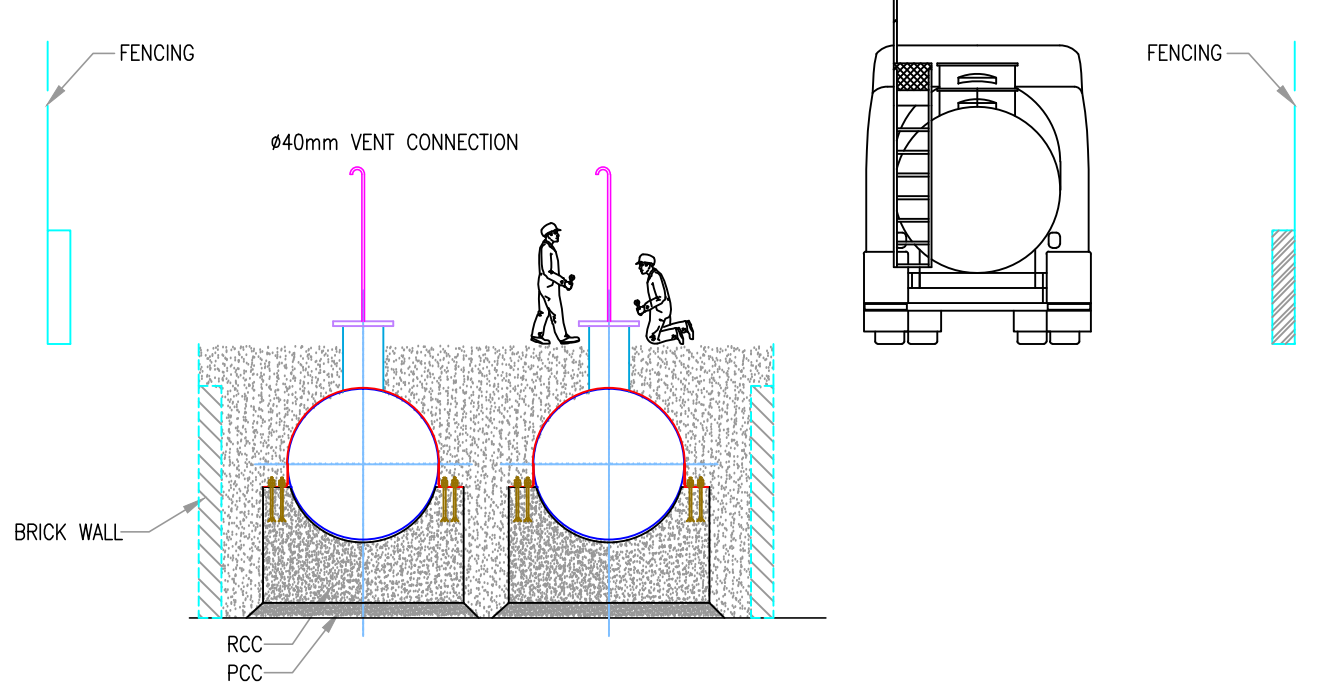


ELEVATION

PLAN



DETAIL SECTION Z-Z COMPOUND WALL



STAMP OF APPROVAL


Maruti S Kalkutaki

Digitally signed by Maruti S Kalkutaki
DN: cn=Government Of Maharashtra,
ou=Maharashtra Industrial Development
Corporation, postalCode=400715,
serialNumber=462284520184491058784
Date: 2019.10.11 16:00:00 +05'30'

A) AREA STATEMENT	SQ. M.
1. AREA OF PLOT	192320.00
2. DEDUCTIONS (FROM GROSS PLOT AREA)	
(a) ROAD SET-BACK (R/W)	0.00
(b) PROPOSED ROAD (DP)	0.00
(c) ANY RESERVATION	0.00
(d) CHEMICAL STORAGE AREA	0.00
(e) OTHERS	000.00
TOTAL (a+b+c+d+e)	0.00
3. BALANCE AREA OF PLOT (1-2)	(A) 192320.00
4. DEDUCTIONS (FROM BALANCE PLOT AREA)	
(a) RECREATIONAL GROUND AREA	19232.00
(b) AMENITY AREA	0.00
5. NET BALANCE PLOT AREA OF PLOT : (B)	173088.00
6. ADDITION FOR F.S.I.	
(a) ROAD-1 SET-BACK	000.00
(b) ROAD-2 SET-BACK	000.00
(c) ROAD-3 SET-BACK	000.00
(d) ROAD-4 SET-BACK	000.00
(e) PROPOSED ROAD (DP)	0.00
(f) AMENITY SPACE	0.00
TOTAL (a+b+c+d+e+f)	0.00
7. NET PLOT AREA (4+5) :	(C) 173088.00
8. FLOOR SPACE INDEX PERMISSIBLE	1.0000
PERMISSIBLE FLOOR AREA (6 X 7)	173088.00
9. SPECIAL CASES FSI	0.00
10. TOTAL PERM. BUILT UP AREA (7+8)	173088.00
11. PROPOSED AREAS	
(a) PROPOSED RESIDENTIAL AREA	0.00
(b) PROPOSED COMMERCIAL AREA	0.00
(c) PROPOSED INDUSTRIAL AREA	38208.74
(d) PROPOSED SPECIAL USE AREA	0.00
(e) PROPOSED DOUBLE HEIGHT AREA	0.00
TOTAL PROPOSED AREA (a+b+c+d+e)	38208.74
12. SUB STRUCTURE AREA ADDITION (FOR FSI)	0.00
13. SUB STRUCTURE AREA DEDUCTION (FOR FSI)	0.00
14. EXCESS BALCONY AREA TAKEN IN F.S.I.	0.00
15. EXISTING BUILT UP AREA (Approved/Not Approved)	0.00
16. TOTAL B.U.P AREA (11+12+13+14+15)	38208.74
17. CONSUMED FSI	0.22
B) BALCONY STATEMENT	
(i) PERMISSIBLE BALCONY AREA	0.00
(ii) PROPOSED BALCONY AREA	0.00
(iii) EXCESS BALCONY AREA (TOTAL)	0.00
C) PARKING STATEMENT	
(i) PARKING PROVIDED BY RULE	-NA-
(ii) PARKING PROVIDED	-NA-
(iii) TOTAL PARKING PROVIDED	-NA-
D) TRANSPORT VEHICLES PARKING	
(a) TOTAL NO. OF TRANSPORT VEHICLES PARKING PROVIDED	-NA-
(b) TOTAL NO. OF LOADING / UNLOADING PARKING PROVIDED	-NA-
SPECIFICATIONS	
CERTIFICATE OF AREA	
CERTIFIED THAT I HAVE SURVEYED THE PLOT UNDER REFERENCE ON _____ AND THAT THE DIMENSIONS OF THE SIDES, ETC. OF THE PLOT STATED ON THE PLAN ARE AS MEASURED ON THE SITE AND THE AREA SO WORKED OUT IS _____ SQUARE METRES AND TALLIES WITH THE AREA STATED IN THE DOCUMENT OF OWNERSHIP / TOWN PLANNING SCHEME RECORDS.	
LEGEND	
PLOT BOUNDARY SHOWN THICK BLACK	---
PROPOSED WORK SHOWN RED FILLED IN	---
DRAINAGE LINE SHOWN RED DOTTED	---
WATERLINE SHOWN BLUE DOTTED	---
EXISTING TO BE RETAINED HATCHED	---
DEMOLITION SHOWN HATCHED YELLOW	---
SIGN OF ARCHITECT	
OWNER'S NAME:	
M/S. Industrial Minerals & Chemical Co.Pvt.Ltd	
PROJECT:	
Plot No. : 23and24 Survey No. : Village : -	
INDUSTRIAL AREA : T.T.C.	
ARCHITECT:	
Bhaskar Sambhishv Yamsanwar Plot-29, 3rd Floor, Amba Bhavan, Sion Circle, Sion (E)	
JOB NO. DRG NO. SCALE DRAWN BY/CHECKED BY	
INWARD NO. SWC/14/521201 DATE 17-09-2019	
KEY NO. SHEET NO. 1/12	

TENTATIVE TRAFFIC CIRCULATION PLAN
AS PER CFO COMMENTS



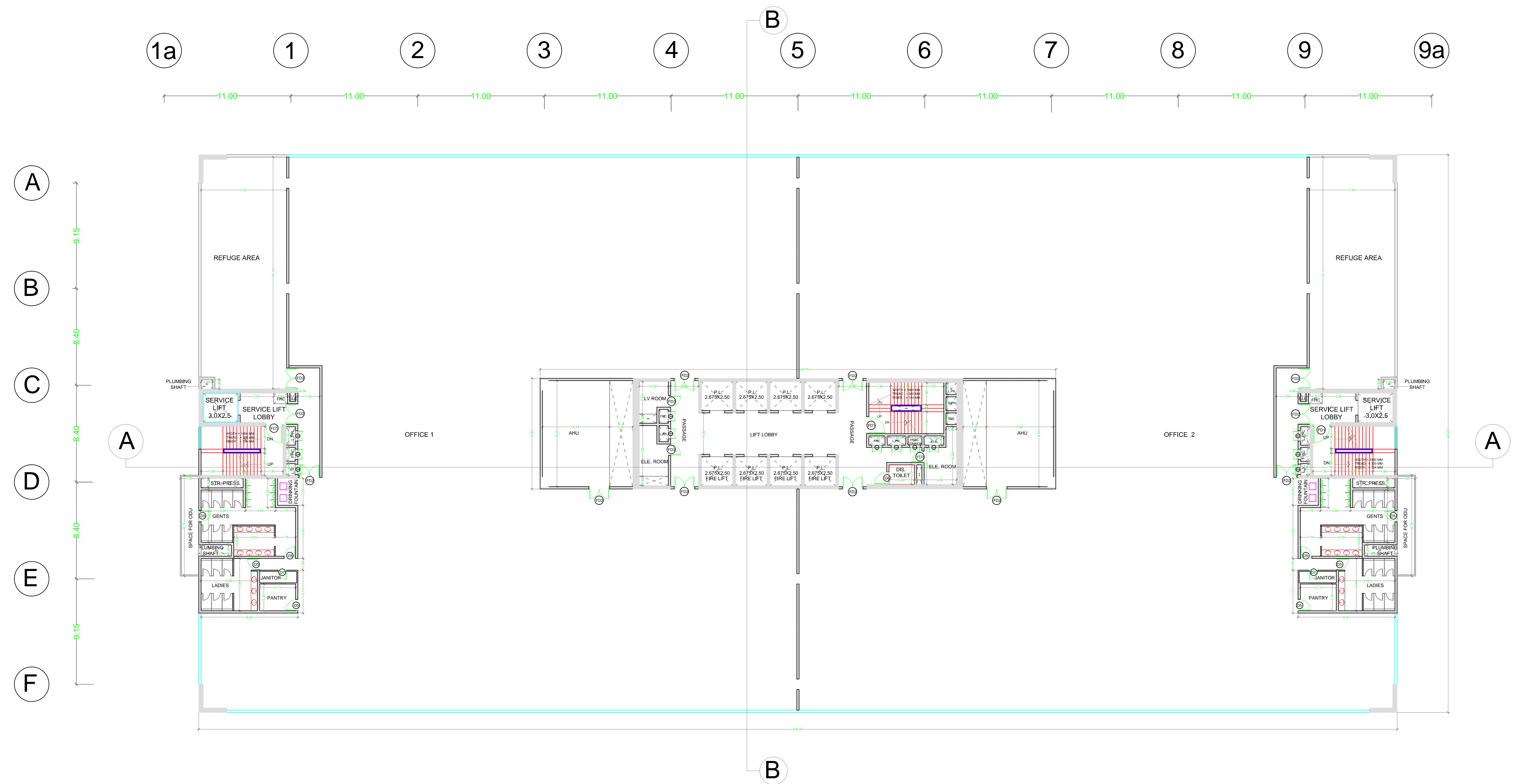
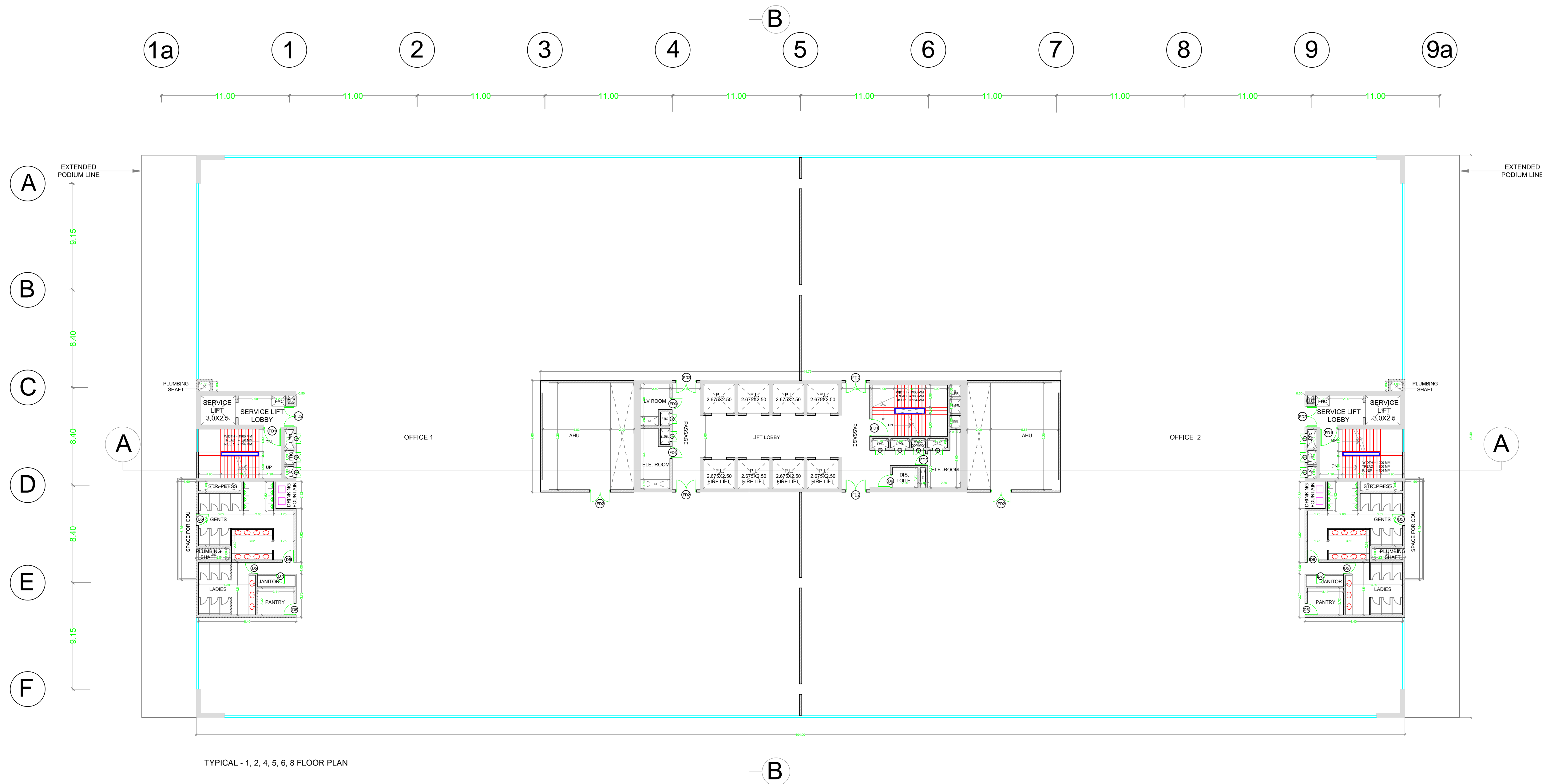
OWNER'S NAME: M/S. Industrial Minerals & Chemical Co.Pvt.Ltd + + +		OWNER'S SIGN: 				
PROJECT: Plot No. : 23and24 Ward : Thane Survey No. : Village : -						
INDUSTRIAL AREA : T.T.C. ARCHITECT: Bhaskar Sambhshiv Yamsanwar Plot-29, 3rd Floor, Amba Bhavan, Sion Circle, Sion (E)				ARCHITECTS SIGN: 		
JOB NO.		DRG.NO.	SCALE	DRAWN BY	CHECKED BY	
		1:100				
		INWARD NO.		SWC/14/521/201	DATE	17-09-2019
		KEY NO.		0909/656522		
		-153		SHEET NO.	2 / 12	

STAMP OF APPROVAL

Maruti S
Kalkuta
ki

Digitally signed by Maruti S Kalkuta
DN: c=IN, o=Government Of
Maharashtra, ou=Maharashtra Industrial
Development Corporation
serialNumber=62284832, email=62284832@maharashtra.gov.in, cn=Maruti S Kalkuta
Date: 2019.10.11 16:08:47 +05'30'

BUILDING: A (BUILDING)




FLOOR WISE FSI STATEMENT: A (BUILDING)

FLOORS	COMM.	RESL.	IND.	SPEC.	FSI AREA	PERM.	EXCESS	PASSAGE	LIFT LOBBY	STAIR	LIFT	TERRACE	TENEMENTS	TOTAL FSI AREA
STILT FLOOR	0.00	0.00	2099.72	0.00	0.00	0.00	0.00	0.00	54.17	58.42	81.07	0.00	0	2099.72
PODIUM1 FLOOR	0.00	0.00	24.67	0.00	0.00	0.00	0.00	0.00	0.00	0.00	0.00	0.00	0	24.67
PODIUM2 FLOOR	0.00	0.00	59.33	0.00	0.00	0.00	0.00	0.00	0.00	0.00	0.00	0.00	0	59.33
PODIUM3 FLOOR	0.00	0.00	59.40	0.00	0.00	0.00	0.00	0.00	0.00	0.00	0.00	0.00	0	59.40
PODIUM4 FLOOR	0.00	0.00	59.40	0.00	0.00	0.00	0.00	0.00	0.00	0.00	0.00	0.00	0	59.40
FIRST FLOOR	0.00	0.00	4560.58	0.00	0.00	0.00	0.00	0.00	64.42	88.24	68.50	0.00	0	4560.58
SECOND FLOOR	0.00	0.00	4560.58	0.00	0.00	0.00	0.00	0.00	64.42	88.24	68.50	0.00	0	4560.58
THIRD FLOOR	0.00	0.00	4271.39	0.00	0.00	0.00	0.00	0.00	64.42	88.24	68.50	0.00	0	4271.39
FOURTH FLOOR	0.00	0.00	4560.58	0.00	0.00	0.00	0.00	0.00	64.42	88.24	68.50	0.00	0	4560.58
FIFTH FLOOR	0.00	0.00	4560.58	0.00	0.00	0.00	0.00	0.00	64.42	88.24	68.50	0.00	0	4560.58
SIXTH FLOOR	0.00	0.00	4560.58	0.00	0.00	0.00	0.00	0.00	64.42	88.24	68.50	0.00	0	4560.58
SEVENTH FLOOR	0.00	0.00	4271.39	0.00	0.00	0.00	0.00	0.00	64.42	88.24	68.50	0.00	0	4271.39
EIGHTH FLOOR	0.00	0.00	4560.58	0.00	0.00	0.00	0.00	0.00	64.42	88.24	68.50	0.00	0	4560.58
Total	0.00	0.00	36208.74	0.00	0.00	0.00	0.00	0.00	569.52	764.34	629.07	0.00	0	38208.74

BALCONY CALCULATIONS: A (BUILDING)

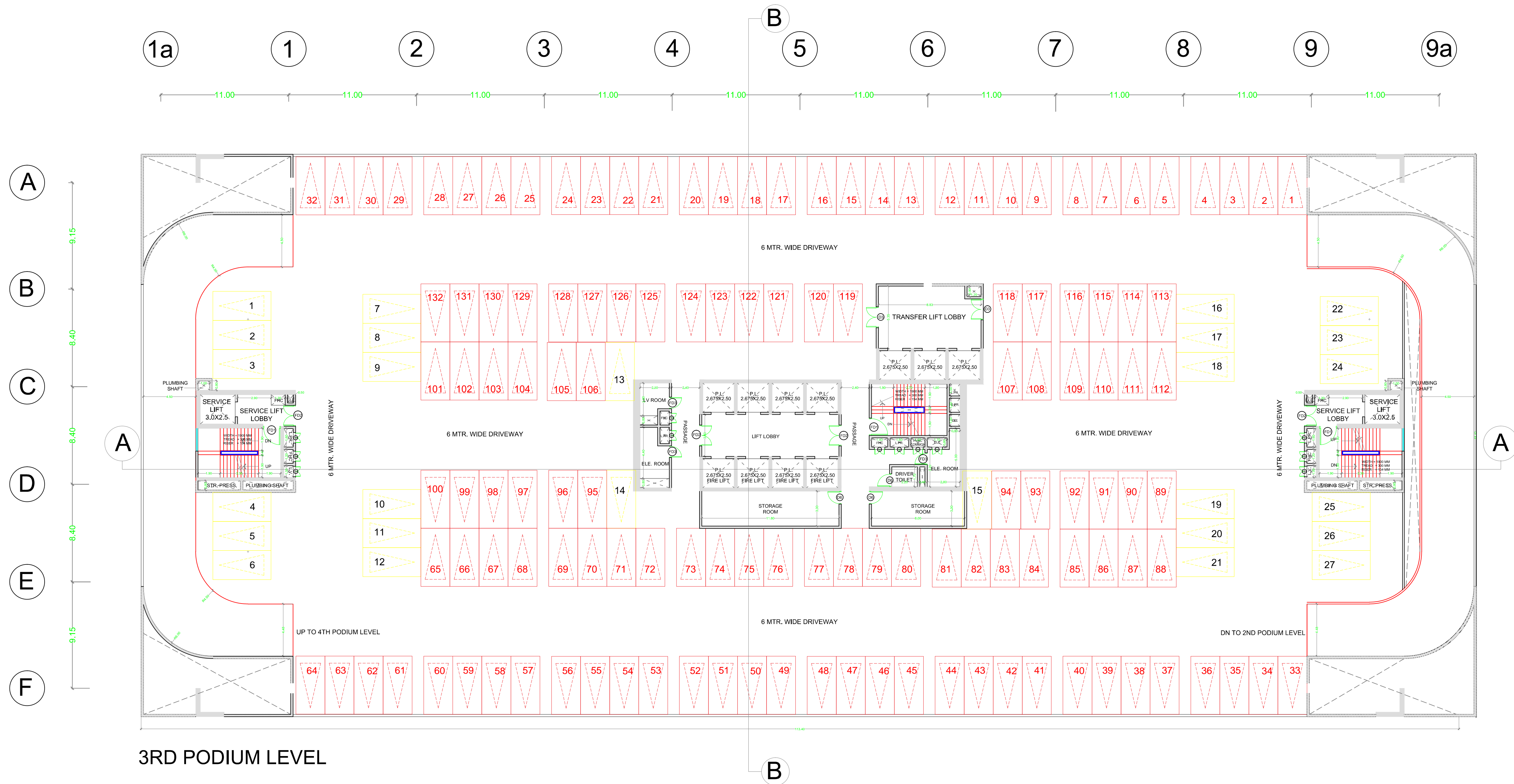
FLOOR	SIZE	AREA	TOT. AREA
Total	-	-	0.00

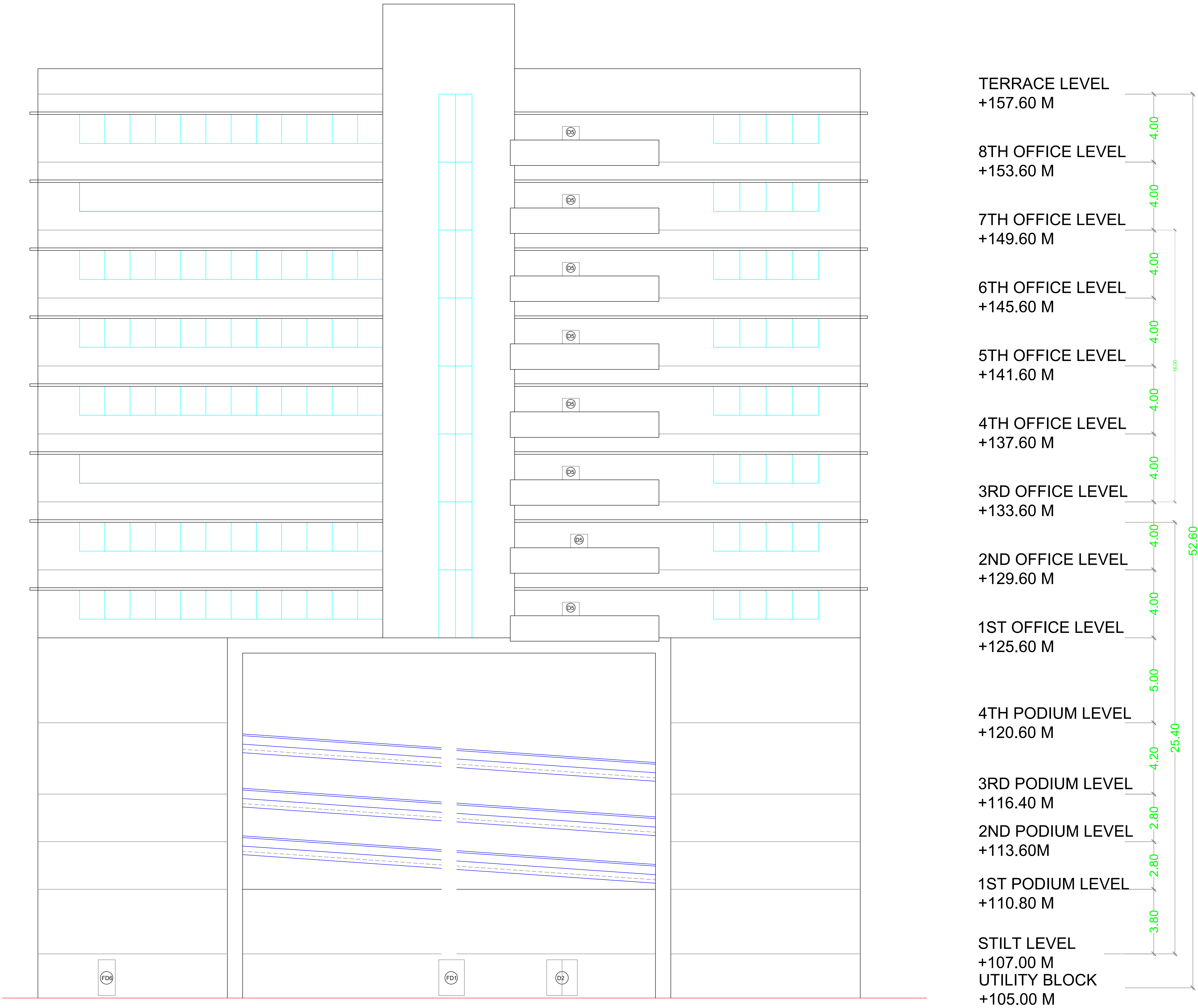
OWNER'S NAME: M/S. Industrial Minerals & Chemical Co.Pvt.Ltd		OWNER'S SIGN:
PROJECT: Plot No. : 23and24 Ward : Thane		Survey No. : Village : -
INDUSTRIAL AREA : T.T.C.		ARCHITECT'S SIGN:
ARCHITECT: Bhaskar Sambhishiv Yamsanwar Plot-29, 3rd Floor, Amba Bhavan, Sion Circle, Sion (E)		DATE: 17-09-2019
JOB NO.	DRG. NO.	SCALE
INWARD NO.	SWC/14/52/1201	1:100
KEY NO.	000908/056522	DATE
DRAWN BY/CHECKED BY		SHEET NO. 3 / 12



SECTION BB







WEST SIDE ELEVATION

o/c

INDUSTRIAL MINERALS AND CHEMICAL COMPANY PRIVATE LIMITED

CIN: U24100MH1968PTC014142

Registered Office: E Block, Voltas Premises, T B Kadam Marg, Chinchpokli, Mumbai 400 033

Tel: +91 22 6661 4444 • Fax: 91 22 6661 4452 • E-mail: trilsec@tata.com

12th December 2019.

To,
UPS Singh - Chief Project Manager
National High-Speed Rail Corporation Ltd
1105 & 1106, 11th Floor,
Universal Majestic, P.L. Lokhande Marg,
Chembur West, Mumbai-400043

Subject: Mumbai – Ahmedabad National High-Speed Rail Corridor Project passing through our land situated at plot no.23, 23 (pt), 24 and 24 (pt), TTC Industrial Area, Mahape MIDC.

Ref: Correspondence letters:

1. Possession receipt dated 7th October 2019 for handing over of land
2. MIDC approved plan dated 10th October 2019

Dear Sir,

1. Industrial Minerals and Chemical Company Pvt. Ltd., (IMCC), is a private limited company having its registered office at "E" Block, Voltas Premises, T B Kadam Road, Chinchpokli, Mumbai 400 033 whose present shareholding is held by Tata Realty and Infrastructure Limited and Actis Treit Holdings No. 2 (Singapore) Private Limited.
2. IMCC is the lessee of all those pieces or parcels of land owned by Maharashtra Industrial and Development Corporation ("MIDC") bearing Plot Nos.23, 23 (Part), 24 and 24 (Part), all situated at Village Savali, Taluka Thane, MIDC Trans Thane Creek Zone, Navi Mumbai, hereinafter collectively referred to as "**the said Property**".
3. We are in receipt of letter from NHSRCL dated 5th March 2019 requesting to handover land for the development of Bullet train. Accordingly, we have handed over the land to NHSRCL on 7th October 2019.
4. MIDC has approved the first building plan on 10th October 2019 for the development of IT Park.
5. Apart from the Building approvals, one of the crucial approvals for the Project is to obtain Environment Clearance. During the hearing scheduled before SEAC – II on 14th November 2019, it was suggested by the Committee to obtain **NOC** from NHSRCL.
6. In lieu of the same, we hereby attach the following:



- a. Approved Building plan from MIDC
- b. MOM issued by SEAC - II for the 120th Meeting held on 14th November 2019.

We request for an appointment to appraise you the details of the Project.

Thanking You,

Yours faithfully,

For Industrial Minerals and Chemical Co. Pvt Limited


Authorized Signatory

Encl: as above





भारतीय विमानपत्तन प्राधिकरण AIRPORTS AUTHORITY OF INDIA

Industrial Minerals and Chemical Company Pvt. Ltd.

3rd Floor, Amba Bhavan, Plot No. 29,
Sion Circle, Sion (E), Mumbai 400 022
Mumbai Maharashtra 400022

Date: 10-08-2018

Valid Upto: 09-08-2026

No Objection Certificate for Height Clearance

1. This NOC is issued by Airports Authority of India (AAI) in pursuance of responsibility conferred by and as per the provisions of Govt. of India (Ministry of Civil Aviation) order GSR751 (E) dated 30th Sep. 2015 for Safe and Regular Aircraft Operations.

2. This office has no objection to the construction of the proposed structure as per the following details:

NOC ID :	SNCR/WEST/B/062218/315236 ✓
Applicant Name*	B. S. Yamsanwar
Site Address*	Plot No. 23, 23 (Pt), 24, 24 (Pt), TTC Industrial Area/ MIDC/ Mahape, Navi Mumbai, Maharashtra
Site Coordinates*	73 00 31.79-19 06 54.61, 73 00 33.35-19 06 50.40, 73 00 35.36-19 06 51.01, 73 00 36.00-19 06 49.03, 73 00 44.80-19 06 59.90, 73 01 00.77-19 07 02.96, 73 01 02.86-19 06 54.13
Site Elevation in mtrs AMSL as submitted by Applicant*	20.975 M ✓
Permissible Top Elevation in mtrs Above Mean Sea Level(AMSL)	162.97M ✓

*As provided by applicant

3. This NOC is subject to the terms and conditions as given below:

a. Permissible Top elevation has been issued on the basis of Site coordinates and Site Elevation submitted by Applicant. AAI neither owns the responsibility nor authenticates the correctness of the site coordinates & site elevation provided by the applicant. If at any stage it is established that the actual data is different, this NOC will stand null and void and action will be taken as per law. The office in-charge of the concerned aerodrome may initiate action under the Aircraft (Demolition of Obstruction caused by Buildings and Trees etc.) Rules, 1994"

b. The Site coordinates as provided by the applicant in the NOC application has been plotted on the street view map and satellite map as shown in ANNEXURE. Applicant/Owner ensure that the plotted coordinates corresponds to his/her site. In case of any discrepancy, Designated Officer shall be requested for cancellation of the NOC

c. The Structure height (including any superstructure) shall be calculated by subtracting the Site elevation in AMSL from the Permissible Top Elevation in AMSL i.e. Maximum Structure Height = Permissible Top Elevation minus (-) Site Elevation.

d. The issue of the 'NOC' is further subject to the provisions of Section 9-A of the Indian Aircraft Act, 1934 and any notifications issued there under from time to time including the Aircraft (Demolition of Obstruction caused by Buildings and Trees etc.) Rules, 1994.

क्षेत्रीय मुख्यालय पश्चिमी क्षेत्र पोर्टा कैबिंस, नई एयरपोर्ट कॉलोनी, हनुमान रोड के सामने, विलेपारले ईस्ट

मुंबई- 400099 दूरभाष संख्या : 91-22-28300606

Regional headquarter Western Region, Porta Cabins, New Airport Colony, Opposite Hanuman Road, Vile Parle East
Mumbai-400099 Tel. no. 91-22-28300606





भारतीय विमानपत्तन प्राधिकरण AIRPORTS AUTHORITY OF INDIA

e. No radio/TV Antenna, lighting arresters, staircase, Mumtee, Overhead water tank and attachments of fixtures of any kind shall project above the Permissible Top Elevation of 162.97M, as indicated in para 2.

f. Only use of oil fired or electric fired furnace is permissible, within 8 KM of the Aerodrome Reference Point.

g. The certificate is valid for a period of 8 years from the date of its issue. One time revalidation without assessment may be allowed, provided construction work has commenced, subject to the condition that such request shall be made within the validity period of the NOC and the delay is due to circumstances which are beyond the control of the developer.

h. No light or a combination of lights which by reason of its intensity, configuration or colour may cause confusion with the aeronautical ground lights of the Airport shall be installed at the site at any time, during or after the construction of the building. No activity shall be allowed which may affect the safe operations of flights

i. The applicant will not complain/claim compensation against aircraft noise, vibrations, damages etc. caused by aircraft operations at or in the vicinity of the airport.

j. Day markings & night lighting with secondary power supply shall be provided as per the guidelines specified in chapter 6 and appendix 6 of Civil Aviation Requirement Series B Part I Section 4, available on DGCA India website: www.dgca.nic.in

k. The applicant is responsible to obtain all other statutory clearances from the concerned authorities including the approval of building plans. This NOC for height clearances is to ensure the safe and regular aircraft operations and shall not be used as document for any other purpose/claim whatsoever, including ownership of land etc.

l. This NOC has been issued w.r.t. the Civil Airports. Applicant needs to seek separate NOC from Defence, if the site lies within their jurisdiction.

m. In case of any discrepancy/interpretation of NOC letter, English version shall be valid.

n. In case of any dispute w.r.t site elevation and/or AGL height, top elevation in AMSL shall prevail.


Chairman NOC Committee



Region Name: WEST

Address: General Manager Airports
Authority of India, Regional
Headquarter, Western Region,
Opp. Parsiwada, Sahar Road, Vale
Parle (E) MUMBAI-400099

Email ID: nocwr@aai.acro

Contact No: 022-28300656



Name / Designation / Sign with Date	
Prepared By :	 S. B. Sawant 10/08/18
Verified By :	 गिरिश कीर्तनकुल 10/8/18

क्षेत्रीय मुख्यालय पश्चिमी क्षेत्र पोर्टा केबिंस, नई एयरपोर्ट कॉलोनी, हनुमान रोड के सामने, विलेपारले ईस्ट
मुंबई- 400099 दूरभाष संख्या : 91-22-28300606

Regional headquarter Western Region, Porta Cabins, New Airport Colony, Opposite Hanuman Road, Vile Parle East
Mumbai-400099 Tel. no. 91-22-28300606

MAHARASHTRA INDUSTRIAL DEVELOPMENT CORPORATION
(A Government of Maharashtra Undertaking)

HEAD OFFICE : "Udyog Sarthi", Mahakali Caves Road,
Andheri (E), Mumbai – 400 093.
Tele: (022) 26870052/54/27/73 Fax: (022) 26871587
PRINCIPAL OFFICE : 4,4 (A), 12th Floor, World Trade Centre, Complex-1,
Cuffe Parade, Mumbai – 400 005
Tele : (022) 22151451/52/53 Fax : (022) 22188203



No, MIDC/Fire/D-15182
Date: 25/09/2019

**M/s, Industrial Minerals &
Chemical Co. Pvt. Ltd.,
Plot No: 23, 23 (PT.),
24 & 24 (PT.) MIDC
TTC Indl. Area.**

**Sub: Grant of "Provisional No-Objection Certificate" to your
proposed construction on Plot No, 23, 23 (PT.), 24 & 24 (PT.) at
MIDC, TTC Indl. Area.**

Ref: Your application vide no; SWC/14/521/20190909/656522.

Dear Sir,

This has reference to the above this office has **"No Objection (Provisional)"** for your proposed construction of IT building on plot no. 23, 23 (PT.), 24 & 24 (PT.) at MIDC, TTC Indl. Area. The details of the constructions as per the drawing submitted by you are as mapped under your BPAMS application. The plot area of the co. is **192320.00 Sq mtr.** The proposed built up area is **38208.74 Sq. Mtr.** The height of the proposed structure is **51.20 mtr.** The area wise details of each floor are as under:-

Floor Name	Proposed FSI Area Ind.	Stair	Lift	Lift Lobby
Eighth Floor (Office Area)	4560.58	88.24	68.50	64.42
Seventh Floor (Office Area)	4271.39	88.24	68.50	64.42
Sixth Floor (Office Area)	4560.58	88.24	68.50	64.42
Fifth Floor (Office Area)	4560.58	88.24	68.50	64.42
Fourth Floor (Office Area)	4560.58	88.24	68.50	64.42
Third Floor (Office Area)	4271.39	88.24	68.50	64.42
Second Floor (Office Area)	4560.58	88.24	68.50	64.42
First Floor (Office Area)	4560.58	88.24	68.50	64.42
Podium4 Floor (Parking Area) Free of FSI	59.40	0.00	0.00	0.00
Podium3 Floor (Parking Area) Free of FSI	59.40	0.00	0.00	0.00
Podium2 Floor (Parking Area) Free of FSI	59.33	0.00	0.00	0.00
Podium1 Floor (Parking Area) Free of FSI	24.67	0.00	0.00	0.00
Stilt Floor (Restaurant, Gymnasium, Pump Room, Elec Panel Room, Transformer Room & Substation and other Utilities)	2099.72	58.42	81.07	54.17
Grand Total :	38208.74	764.34	629.10	569.52

- The occupant load should not exceed in any case as prescribed in Table – 3 of NBC 2016 part IV.

This N.O.C. is valid subject to fulfillment of the following conditions:

1. The plans of the proposed Construction of building adhering to the D.C. Rules of MIDC & National Building Code-2016 where necessary) should be approved by The Deputy Engineer, Mahape Sub-Division-I (Special Planning Authority).
2. The drainage completion certificate & Occupation certificate should be obtained from Deputy Engineer, MIDC Mahape Sub-Division-I, **The B.C.C. & D.C.C. shall be issued subject to "Final NO-Objection Certificate" from fire department.**
3. **Under Section 3 of Maharashtra Fire Prevention and Life Safety Measures Act, 2006 (hereinafter referred to as "said Act")** The applicant (developer, owner, occupier by whatever name called) shall comply with all the Fire and Life Safety measures adhering to National Building Code of India, 2016 and as

amended from time to time failing which it shall be treated as a violation of the said Act.

4. **As per the provision as under: - 10 of the said Act.** No person other than the License Agency shall carry out the work of providing Fire Prevention and Life Safety Measures or performing. Such other related activities required to be carried out in any place or building or part thereof: A list of License Agency is available on Maharashtra Fire Services website www.mahafireservice.gov.in. No Licensed Agency or any other person claiming to be such Licensed Agency shall give a certificate under sub-section (3) of section 3 regarding the compliance of the fire prevention and life safety measures or maintenance thereof in good repair and efficient condition, without there being actual such compliance or maintenance.
5. **Under Section 11 of the said Act,** the fire service fees shall be assessed and the same shall be payable after serving the notice to that effect or prior to issue of the building completion certificate or occupancy certificate whichever is earlier.
6. **Under Section 45 of the said Act,** the owner/occupier or developer shall appoint Fire Officer/Officers and staff for taking adequate Fire and Life Safety Measures, qualifications and experience of such persons be got approved from the Chief Fire Officer & Fire Advisor, MIDC Fire Services.
7. Though certain conditions are stipulated from the said Act and the National Building Code of India, it is obligatory on part of the applicant that is developer, builder, occupier, owner, tenant, by what so ever named called to abide with the provisions of the said Act failing which it shall be actionable under the provisions of said act.
8. Proper roads in the premises should be provided for easy mobility of the Fire Brigade Appliance & Marginal spaces around the building should be kept free from obstructions & open to sky at all the time. Minimum marginal spaces should be confirming with **Table No.10 of D.C. Rules of MIDC, 2009**. The load bearing capacity of internal roads shall not be less than **45 Tons**.
9. All portable fire fighting equipments installed at various locations as per local hazard such as Co2-DCP, Foam as per **IS: 15683**, & it must be strictly confirming to relevant IS specification. It is recommended for every 100 Sq. Meter one fire extinguisher should be provided for electrical installation Co2 extinguisher of 4.5 Kg should be provided.
10. All the firefighting equipment shall be well maintained and should be easily accessible in case of emergency.
11. Emergency Telephone numbers like **"Police"**, **"Fire Brigade"**, **"Hospital"**, **"Doctors"**, and **"Responsible persons of the office"** should be displayed in Fire Control Room, Security Office and in Reception area.
12. It shall be ensured that security staff & every employee of the office, security are trained in handling **firefighting equipment & in fire fighting**.
13. The Fire Exit Drill or Evacuation Drill should be plan and instruction should be given to the staff minimum **four times in a year** and drill should be carried out **twice in a year**.
14. Cautionary boards such as **"DANGER"**, **"NO SMOKING"**, **"EXIT"**, **"FIRE ESCAPE"**, **"EXTINGUISHER"**, **"FIRE HYDRANT"** etc. should be displayed on the strategic location to guide the occupants in case of emergency. The signs should be of florescent type and should glow in dark.
15. **"On-Site" & "Off-Site"** emergency plan shall be prepared & mock drills shall be conducted twice a year & instructions to every employee shall be given once in three months.
16. The use of combustible surface finishes on walls (including facade of the building) and ceiling affects the safety of the occupants of the building. Such finishes tend to spread the fire and even though the structural elements may be adequately fire resistant, serious danger to life may result. It is therefore, essential to have adequate precautions to minimize spread of flame on wall, façade of building and ceiling surfaces.
17. The finishing materials used for various purposes and décor shall be such that it shall not generate toxic fumes / smoke.
18. Automatic smoke venting facilities shall be provided for safe use of exits in windowless buildings.

19. Natural draft smoke venting shall utilize roof vents in walls at or near the ceiling level, such vents shall be normally open, or, if closed, shall be designed for automatic opening in case of fire, by release of smoke sensitive devices.
20. Where smoke venting facilities are installed for purposes of exit safety, these shall be adequate to prevent dangerous accumulation of smoke during the period of time necessary to evacuate the area served, using available exit facilities with a margin of safety to allow for unforeseen contingencies.
21. The fluorescent glow signs like **“Staircase”, “Extinguisher”, “Fire Escape” “Hydrant Point”, Manual Call Point” “Exit”, “Lift”** shall be installed on strategic locations in all common areas of the building like passages, Corridors etc.
22. Fire evacuation orders & exit map shall be provided in every floor & in lobbies of the buildings.
23. LPG banks should not be stored on upper floor for cooking etc. The kitchen for commercial purpose on upper floors is not permitted.
24. The Glassing and facade other Glasses should have at least one hour fire resistance and should be UL approved and in accordance with NFPA requirements.
25. The glass faced should be protected with coating film so that in case of breaking of glass the glass can remain in it's place for some hours before replacement. This will reduce the risk of injuries to occupants and fire & rescue personal. In the event of blast the shock wave created which creates the damage to glass faced the use of film will help to reduce the damages due to glass breaking.
26. This being a very special type of building if any additional recommendations to be added or deleted depending upon the need of the fire safety requirement of buildings.
27. The Chief Fire Officer & Fire Advisor, M.I.D.C. reserves all right to modify the fire safety recommendations and it shall be responsibility of company authorities to maintained close liaison with fire department.
28. **A high rise building during construction shall be provided with the following fire protection measures, which shall be maintained in good working condition at all times:**
29. **Dry riser of minimum 100 m.m. dia. Pipe with hydrant outlets on the floors constructed with a fire service inlet.**
30. **The use of combustible surface finishes on walls (including facade of the building) and ceiling affects the safety of the occupants of the building. Such finishes tend to spread the fire and even though the structural elements may be adequately fire resistant, serious danger to life may result. It is therefore, essential to have adequate precautions to minimize spread of flame on wall, façade of building and ceiling surfaces.**
31. **The finishing materials used for various purposes and décor shall be such that it shall not generate toxic fumes / smoke.**
32. **Automatic smoke venting facilities shall be provided for safe use of exits in windowless buildings.**
33. **Natural draft smoke venting shall utilize roof vents in walls at or near the ceiling level, such vents shall be normally open, or, if closed, shall be designed for automatic opening in case of fire, by release of smoke sensitive devices.**
34. **Where smoke venting facilities are installed for purposes of exit safety, these shall be adequate to prevent dangerous accumulation of smoke during the period of time necessary to evacuate the area served, using available exit facilities with a margin of safety to allow for unforeseen contingencies.**
35. **If the building or part of building is Sub-leased, sold to some other company then the prospective buyer / sub-leased must obtain “No – Objection Certificate” form this office before occupying the building / floors. You are hereby informed to incorporate suitable clause to that effect in sub-leases agreement or agreement for sale.**
36. **Pressurization should be provided to the all the staircases and Lift Shaft's & Lift lobbies of the building. The mechanism for the pressurization shall act automatically with the fire alarm/ sprinkler system and it shall be possible to operate this mechanically also.**

37. In future if the Company intends to carry out any expansion of the building, an approval of this department must be obtained before commencing proposed construction for revision of the Fire Fighting System recommendation as higher capacity of Pumps and Static water tank may be prescribed.

Standard Specifications and Regulations to be followed: -

- a. D.C. Rules of MIDC & Part-3 & 4 National Building Code: 2016,
- b. **IS: 3844** – for installation and maintenance of internal fire hydrants and hose reels on premises.
- c. **IS: 2189** – for selection, installation and maintenance of automatic fire detection and alarm system.
- d. **IS: 15683** – for selection, installation and maintenance of portable first aid fire extinguishers.
- e. IS : 9583 : 1981 Emergency lighting units.
- f. IS 12456 : 1988 Code of practice for fire protection of electronic data processing installation.
- g. IS 4963 : 1987 Recommendations for buildings and facilities for physically handicapped.
- h. IS 3614 (Part I) :1966 Specification for fire check doors.

Other Important Codes & Standards:-

1. **Code of practice for Fire Safety Buildings IS-1642 – for Details of Construction.**
2. **Code of Practice of Fire Safety of Buildings IS-1643– Exposure Hazard.**
3. **Code of Practice of Fire Safety of Buildings IS-1644 – Exit requirement and Personal Hazard.**
4. **IS : 15105 – Design and installation of fixed automatic sprinkler fire extinguishing system.**
5. **IS 9668 : 1990 Code of practice for provision and maintenance of water supplies and fire fighting.**
6. **IS 2175 : 1988 Specification for heat sensitive fire detectors for use in automatic fire alarm system.**
7. **IS 11360 : 1985 Specification for smoke detectors for use in automatic electrical fire alarm system.**
8. **IS 9457 : 1980 Safety colours and safety signs.**
9. **IS 12349 : 1988 Fire protection – Safety sign**
10. **IS 12407 : Graphic symbols for fire protection plan.**

FIRE PREVENTION

Passive Fire protection required.

Requirement and Provision: - The following passive fire protection systems will have to be followed and installed for the Life Safety of the building as per Part 3 & 4 of National Building Code 2005:-

Sr. No.	Clause Number	Description.
1.	Clause NO: 3.3.1 & 3.3.2	Fire Test General Requirement: Element / Component shall have the requisite fire resistance performance when tested in accordance with the accepted standards.
2.	Clause NO: C-9	Compartmentation: The building shall be suitably compartmentalized so that the fire & smoke remain confined to the area where the fire incident has occurred & does not spread to other part of the building.
3.	Clause NO: 4.10.5	Smoke Extraction System: The exhaust system may be continued, provided the construction of the ductwork & fans is such that it will not be rendered inoperable by hot gases & smoke & there is no danger of spread of smoke to other floors via the path of extraction system.
4.	Clause NO: 3.4.12.3	Smoke management: Where smoke venting facilities are installed for the purpose of exit safety these shall be adequate to prevent dangerous accumulation of smoke during the period of time necessary to evacuate the area served using available exit facilities, with margin of safety to allow for unforeseen contingencies.
5.	Clause NO: C-1.17	Fire rated ducts: Where the ducts passes through fire

		walls, the opening around the duct shall be sealed with fire resisting materials having the fire resistant rating of the compartment. Where the duct crosses the compartment which is fire rated for same fire rating. Depending on the services passing around the duct work, which may be affected in case of fire temperatures rising, the ducts shall be insulated
6.	Clause NO: C-1.12 a	Cable ducts: The electric distribution cables/wiring shall be laid in separate duct. The duct shall be sealed at every floor with non-combustible material having the same fire resistance as the fire rating of the duct.
7.	Clause NO: C-1.12 e	Fire rated ceilings: The exhaust system may be continued, provided the construction of the ductwork & fans is such that it will not be rendered inoperable by hot gases & smoke & there is no danger of spread of smoke to other floors via the path of extraction system.
8.	Clause NO: 3.3.3	Steel protection: Load bearing steel beams & columns of building having total covered area of 500Sq.Mtrs. and above shall be protected against failure collapse of structure in case of fire. This could be achieved by using appropriate methodology using suitable fire rated materials as per the accepted standards.
9.	Clause NO: 4.13	Fire escape enclosure: Fire towers shall be constructed of walls with a 2 hours fire rating without openings other than the exit doorway, with platforms, landings & balconies with the same fire rating of 2 Hours.
10.	Clause NO: C-1.4	Glazing: If glazing or glass bricks are used in a stair case shall have fire rating of minimum 2 hours.
11.	Clause NO: 3.4.19	Glazing: If glass is used as a façade for building it shall have minimum 1 hour fire rating.
12.	Clause NO: 3.4.8.3	Fire stopping: Every vertical opening between the floors of a building shall be suitably enclosed or protected as necessary to provide reasonable safety to the occupants while using the means of egress by preventing spread of fire, smoke or fumes through vertical openings from floor to floor, which will allow the occupants to complete their safe use of means of egress.
13.	Clause NO: 3.4.8.4	Fire Stopping: Openings in the walls or floors which are provided for the passage of all building services like cables, electrical wiring & telephone cables etc. Shall be protected by the enclosure in the form of Ducts/shafts with a fire resistance of not less than 2 Hours.
14.	Clause NO: C-1.9	Fire stopping service ducts & shafts: Service ducts & shafts shall be enclosed by walls of 2 hours & doors of 1 hour fire rating. All such ducts/shafts shall be properly sealed & fire stopped at all floors.
15.	Clause NO: C-1.12	Fire stopping cable ducts penetration: The electrical distribution cables/wiring shall be laid in separate duct. The duct shall be sealed at every floor with non-combustible materials having the same fire resistance as the fire rating of the cable duct.

Active Fire protection required for I.T. Building

Sr. No.	FIRE FIGHTING INSTALLATION	Requirements	Provision	Remarks
1.	Portable Fire Extinguishers	Required in all buildings on each floor.	IS: 15683 & 2190.	Portable Fire Extinguisher should be installed confirming to IS 15683 & other I.S. codes
2.	Hose Reel	Required at prominent	At Various strategic	On each floor in the Staircase landing for Fire Fighting. The first

Sr. No.	FIRE FIGHTING INSTALLATION	Requirements	Provision	Remarks
		places.	Locations.	aid hose reel shall be connected directly to riser/down comer main and diameter of the hose reel shall not be less than 19mm confirming to IS 884:1985
3.	Wet Risers & Down Comers	Required in entire Bldg.	In all staircases & fire escape staircases	Required to provide in the Staircase and Fire Escape Staircase. Landing of Valve should be installed confirming to IS:5290.
4.	Court Yard Hydrant or Ring hydrant system around the building.	Required around the proposed building.	Fire Brigade Inlet connection should be provided. Hydrant points should be provided with 2 Nos. of Delivery Hose confirming to IS-636 along with Standard Branch (Universal) confirming to IS-2871. The distance between 2 Hydrants should not be more than 30 Mtrs. The guidelines should be followed as per IS 3844:1989 & IS 13039:2012.	
5.	Manually Operated Fire Alarm System	Required in entire building	At every floor on strategic location	Manually Operated Fire Alarm should be provided; it should be connected to alternate power supply.
6.	Underground Static Storage Tank	Required 2,00,000 liters		This water storage should be exclusively for Fire Fighting.
7.	Terrace Level Tank	Required 20,000 Ltrs.		For wet riser cum down comer. On each terrace of building
8.	Fire Pump	2 No. 4500 lpm electrical driven main pumps 1 No. 4500 lpm Diesel driven stand by pump 2 No. 180 lpm electric driven jockey pump 900 lpm electric driven Booster Pump on every terrace tank.		Fire Fighting pumps shall be well maintained. A separate arrangement of pumping should be done for sprinkler system. All the fire pumps must be centrifugal pumps only
9.	Automatic smoke Detection System & Fire alarm system.	Required in entire building at all floors (If false ceiling voids exceeding 800mm of height above false Detection System should be provided)		Standards and guidelines given in IS-11360-1985 specification for Smoke Detectors for use in Automatic Electrical Fire Alarm system & IS 2189:2008 Selection, Installation and Maintenance of Automatic Fire-Detection and Alarm System should be followed.
10.	Automatic Sprinkler system.	Required in entire building at all floors and Fire Pump Room (If false ceiling voids exceeding 800mm of height above false ceiling sprinkler should be provided)		Separate Pumping arrangement should be provided for the Sprinkler system. Guidelines are given in IS 15105 Design and installation of Fixed Automatic sprinkler fire Extinguishing system
11.	Fire Doors	Required for all staircases. it should be self-closing type.	Fire Doors of 2 hrs. Fire Resistance Rating should be provided in all buildings at the entrance of all the staircases on all floors. Certification from the Competent Authority shall be obtained & submitted to this office for record.	
12.	Manual Call Point	Required in all building.	Manual Call Point should be provided at prominent places in all buildings	
13.	Emergency Lights	Required in escape routes.	For speedy evacuation in case of emergency. With alternate power backup.	
14.	PA System with Talk Back Facility	Required	To guide the occupants in case of emergency.	

Sr. No.	FIRE FIGHTING INSTALLATION	Requirements	Provision	Remarks
15.	Auto D.G. Backup	Required	Required for all fire safety systems.	
16.	Pressurization	Required	In all staircase, Lobbies & Lift shaft in entire Bldg.	
17.	Sign Indicators for all fire safety, safe evacuation of occupants in case of emergency signs	Required at Prominent Places.	Sign indicators should be provided at prominent places as per the guidelines given in IS:9457 for Safety colour and Safety IS:12349 for Fire Protection Safety Signs IS: 12407 for Graphics symbols for Fire Protection Plan.	
18.	Fire Brigade Connection- For Static Water Tank and For Hydrant System		Required at the Main Gate and on fire water tank	

***Guidelines for Refuge Area:-

Refuge Area: Horizontal Exits/Refuge Area :-

A horizontal exit shall be through a fire door of 120 min rating in a fire resistance wall. Horizontal exit require separation with the refuge area or adjoining compartment through 120 min fire barrier. The adjoining compartment of the horizontal exit should allow unlocked and ease of egress and exits for the occupants using defend in place strategy.

- Requirements of horizontal exits are as under:
 - a) Width of horizontal exit doorway shall be suitable to meet the occupant load factor for egress.
 - b) Doors in horizontal exits shall be openable at all times from both sides.
 - c) All doors shall swing in the direction of exit travel. For horizontal exits, if a double leaf door is used, the right hand door leaf shall swing in the direction of exit travel.
 - d) Refuge area shall be provided in buildings of height more than 24 m. Refuge area provided shall be planned to accommodate the occupants of two consecutive floors (this shall consider occupants of the floor where refuge is provided and occupants of floor above) by considering area of 0.3 m² per person for the calculated number of occupants and shall include additionally to accommodate one wheelchair space of an area of 0.9m² for every 200 occupants, portion thereof, based on the occupant load served by the area of refuge or a minimum of 15 m², whichever is higher, shall be provided as under:
 - 1) The refuge area shall be provided on the periphery of the floor and open to air at least on one side protected with suitable railings.
 - 2) Refuge area(s) shall be provided at/or immediately above 24 m and thereafter at every 15 m or so.
The above refuge area requirement for D-6 occupancy requirement shall however be in accordance with 6.4.2.2.
 - e) A prominent sign bearing the words 'REFUGE AREA' shall be installed at entry of the refuge area, having height of letters of minimum 75 mm and also containing information about the location of refuge areas on the floors above and below this floor. The same signage shall also be conspicuously located within the refuge area.
 - f) Each refuge area shall be ventilated and provided with first aid box, fire extinguishers, public address speaker, fire man talk back, and adequate emergency lighting as well as drinking water facility.
 - g) Refuge areas shall be approachable from the space they serve by an accessible means of egress.
 - h) Refuge areas shall connect to firefighting shaft (comprising fireman's lift, lobby and staircase) without having the occupants requiring to return to the building spaces through which travel to the area of refuge occurred.
 - i) The refuge area shall always be kept clear. No storage of combustible products and materials, electrical and mechanical equipment, etc. shall be allowed in such areas.

- j) Refuge area shall be provided with adequate drainage facility to maintain efficient storm water disposal.
- k) Entire refuge area shall be provided with sprinklers.
- l) Where there is difference in level between connected areas for horizontal exits, ramps of slope not steeper than 1 in 12 shall be provided (and steps should be avoided).

NOTE – Refuge area provided in excess of the requirements shall be counted towards FAR.

High rise apartment buildings with apartments having balcony, need not be provided with refuge area; however apartment buildings without balcony shall provide refuge area as given above. Refuge area for apartment buildings of height above 60 m while having balconies shall be provided at 60 m and thereafter at every 30 m. The refuge area shall be an area equivalent to 0.3 m² per person for accommodating occupants of two consecutive floors, where occupant load shall be derived on basis of 12.5 m² of gross floor area and additionally 0.9 m² for accommodating wheel chair requirement or shall be 15 m², whichever is higher.

GUIDELINES FOR INTERNAL STAIRWAYS as per NBC 2016:

- a) Stairways shall be constructed of non-combustible materials throughout. Hollow combustible construction shall not be permitted. Width of Staircase should be **1.5 M.**
- b) **No Gas piping shall be laid down in the stairway.**
- c) Internal staircase shall be constructed as a self-contained unit with at least one side adjacent to an external walls and shall be completely enclosed.
- d) Internal staircase shall not be arranged around lift shaft unless the later is entirely enclosed by material of fire resistance rating as that for type of construction itself.
- e) The access to main staircase shall be gained through at least half-an-hour fire resisting automatic closing doors, placed in the enclosing walls of the staircase. They shall be swing type doors opening in the direction of the escape.
- f) No living space, store or other space, involving fire risk, shall open directly in to staircase.
- g) The external exit door of a staircase enclosure at ground level shall open directly to the open space or should be accessible without passing through any door other than a door provided to form a draught lobby.
- h) The exit signs with arrows indicating the escape routes shall be provided at a height of 1.5 m. from the floor level on the wall and shall painted with fluorescent paint. All exit signs should be flush with the wall and so designed that no mechanical damage to them can result from the removing furniture, material or any other equipment.
- i) **Exits shall be so located that it will not be necessary to travel more than 30 Mtrs. from any point to reach the nearest exit.**

Staircase Design requirement:

1. The minimum headroom in a passage under the landing of a staircase and under the staircases shall be **2.2 Mtrs.**
2. Access to main staircase shall be through a fire / smoke check door of a minimum 2 hours fire resistance rating.
3. No living space, store or other fire risk shall open directly in to the staircases. The main and external staircases shall be continuous from ground floor to the terrace level.
4. No electrical shafts, A/c ducts or gas pipe etc. shall pass through or open in the staircases. Lifts shall not open in staircases.
5. The width of the staircase shall not be less than **1.5 Mtrs.**
6. **All the staircases shall be provided with mechanical Pressurization devices, which will inject the air in to staircase, lobbies or corridors to raise their pressure slightly above the pressure in adjacent parts of the building so the entry of toxic gases or smoke in to the escape routes is prevented.**

Staircase Enclosures:-

1. The external enclosing walls of the staircase shall be of the brick or the RCC construction having the fire resistance of not less than two hours. All enclosed staircases shall have access through self-closing door of one hour fire resistance. These shall be single swing doors opening in the direction of escape. The door shall be fitted with the check action door closers.

2. The staircase enclosures on the external wall of the building shall be ventilated to the atmosphere at each landing.
3. Permanent vent at the top equal to the 5% of the cross section area of the enclosure and openable sashes at each floor level with area equal to 1 to 15 % of the cross sectional area of the enclosure on external shall be provided. The roof of the shaft shall be at least 1 meter above the surrounding roof. There shall be no glazing or the glass bricks in any internal closing wall of staircase. If the staircase is in the core of the building and cannot be ventilated at each landing a positive pressure of 5 mm w.g. by an electrically operated blower/ blowers shall be maintained.
4. The mechanism for pressurizing the staircase shaft shall be so installed that the same shall operate automatically on fire alarm system/ sprinkler system and be provided with manual operation facilities.

FIRE ESCAPE: (ENCLOSED TYPE) SHALL COMPLY THE FOLLOWING: -

1. **Travel Distance should be maintained as per the guidelines given in D.C. Rules of MIDC. Exits and staircase guidelines should be followed as per MIDC's DC Rules and National Building Code-2016.**
2. **Fire escape constructed of M.S. angles, wood or glass is not permitted.**
3. **Opening of the Fire Escape Staircase should be from outside.**
4. Fire Escape staircase should be enclosed type. These should always be kept in sound operable condition .
5. Fire Escape Staircase shall be directly connected to the ground.
6. Entrance to the Fire Staircase shall be separate and remote from the internal staircase.
7. Care shall be taken to ensure that no wall opening or window opens on to or close to Fire Escape Stairs.
8. The route to the external staircase shall be free of obstructions at all times.
9. The Fire Escape stairs shall be constructed of non-combustible materials, and any doorway leading to it shall have the required fire resistance.
10. No Staircase, used as a fire escape, shall be inclined at an angel greater than 45⁰ from the horizontal
11. **The width of the staircase should as given in DC Rules of MIDC. The other detailed provision for exits in accordance with National building code - 2016.**
12. Fire Staircase shall have straight flight not less than **150 c.m. wide** with 20 c.m. treads and risers not more than 19 c.m. The number of risers shall be limited to 15 per flight.
13. Handrails shall be of a height not less than 100 c.m. and not exceeding 120 c.m.
14. **All the staircase doors on every floor shall be provided with two hours fire resistive doors having panic bars at both the sides.**

FIRE PROTECTION REQUIREMENTS FOR LIFTS:

(Fire Protection Requirements of Lifts in High Rise Buildings) For Building of Height 15 m and Above

Following requirements over and above those specified in 6 and 8 and in Part 4 'Fire and Life Safety' of the Code are applicable to all lifts provided in buildings having height more than 15 m:

- a) All materials of constructions in load bearing elements, stairways and corridors and facades shall be non-combustible.
- b) The interior finishing materials shall be of very low flame spread type.
- c) Walls of the lift shall have a fire rating of 120 min. The lift well shall have a vent at the top, of area not less than 0.2 m² per lift.
- d) Landing doors – Lift landing doors shall be imperforate. Collapsible doors shall not be permitted. Lift landing doors provided in the lift enclosure shall have a minimum fire resistance rating of 60 min.
- e) Lift car door – Lift car doors shall be imperforate. Collapsible car doors shall not be permitted.
- f) Telephone or other communication facilities shall be provided in the lift car and the lift main lobby. Communication system for lifts shall also be connected to the fire control room of the building if provided. For lifts for use by persons with disabilities, the facilities shall be provided in accordance with 13 of Part 3 'Development Control Rules and General Building Requirements' of the Code.

- g) Photo luminescent safety signs shall be posted and maintained on every floor at or near the lift indicating that in case of fire, occupants shall use the stairs unless instructed otherwise. The sign shall have the plan of the respective floor showing location of the stairways. The plan shall also indicate the direction to and maintained on every floor of buildings open to and used by the public shall comply with the requirements of accessible signage given in 13 of Part 3 'Development Control Rules and General Building Requirements' of the Code.
- h) All lifts (fireman's lifts/non fireman's lifts) shall be provided with Phase I operation and per 7.1.1(k)(x) (grounding operation).
- j) The grounding operation may be initiated by individual switches for lifts or a common switch for a group of lifts or by a signal from fire alarm system of the building if available.
- k) Fireman lift – The fireman's lift is provided in a building for the purpose of aiding firefighters in evacuating trapped persons in the building and to take a equipments for fighting fire to upper levels with minimum delay. Some lifts out of all the lifts shall be identified as fireman's lifts.
The number of required fireman's lifts and their locations in a building will vary depending on the size, design, complexity of the building. Some considerations are as follows:
 - 1) There shall be at least one fireman's lift per building.
 - 2) If there are multiple wings in the building, there shall be at least one fireman's lift per wing.
 - 3) If there are multiple banks of lifts in the building there shall be at least one fireman's lift per bank of lift.
 - 4) If the building height is up to 60 m and it is zoned height-wise and it does not have single fireman's lift serving every floor of the building, then there shall be at least one fireman's lift per zone which shall serve the main level/fire access level and shall serve all the landings in the respective zone.
 - 5) If the building height is more than 60 m and it does not have any single fireman's lift serving all the floors, that is, it has all lifts serving only respective zones, the fireman's lift shall be provided in each zone separately, serving all landings in respective zone, with transfer landing transferring from one zone to another.

Considering all the above, the fireman's lift(s) shall be identified on the building plan and duly displayed in Fire Command Centre.

To be effective in firefighting operation, the fireman's lift shall have following requirements:

- i) The fireman's lift may be used by the occupants in normal times.
- ii) The fireman's lift shall be provided with a fireman's switch. The switch shall be a two position (ON/OFF) switch fixed at the evacuation floor (normally main entrance floor) for enabling the lift to be put into fireman's mode. The switch shall be situated in a glass-fronted box with suitable label and fixed adjacent to the lift at the entrance level. When the switch is on, landing call-points shall become inoperative and the lift shall be on the car control only or on a priority control device. When the switch is off, the lift will return to normal working.
- iii) The fireman's lift shall be provided with an audio and visual signal in the car.
- iv) The fireman's lift shall have a floor area of minimum 1.43 m². It shall have loading capacity of not less than 544 kg (8 persons lift).
- v) The fireman's lift shall be provided with power operated (automatic) doors of minimum 0.8 m width.
- vi) The speed of the fireman's lift shall be 1.0 m/s or more such that it can reach the top floor from main floor/ firefighting access level within 1 min. In case the building is zoned, the fireman's lift shall operate from the lowest served landing to the topmost served landing in 1 min.
- vii) Reliable alternative source of power supply should be provided for all fireman lifts through a manually/automatically operated changeover switch. The route of wiring shall be safe from fire.

- viii) Suitable arrangements such as providing slope in the floor of lift lobby shall be made at all the landings to prevent water used during firefighting from entering the lift shafts.
- ix) The words 'Fireman Lift' shall be conspicuously displayed in fluorescent paint on the lift landing.
- x) Operational requirement of fireman's lift- The lift shall be provided with the following operational control, Phase I and Phase II.

Phase I – Return to evacuation floor –

- Shall start when the fireman's switch at the evacuation floor is turned to the 'ON' position or the signal from smoke detector (if provided by the Building Management System) is on. All lifts controlled by this switch shall cancel all existing car calls and separate from landing calls and no landing or car calls shall be registered. The audio and visual signal shall be turned on. All heat and smoke sensitive door reopening devices shall be rendered inoperative.
- If the lift is travelling towards the evacuation floor, it shall continue driving to that floor.
- If the lift is travelling away from the evacuation floor, it shall reverse its direction at the nearest possible floor without opening its door and return non-stop to the evacuation floor.
- If the lift is standing at a floor other than the evacuation floor, it shall close the doors and start travelling non-stop to the evacuation floor.
- When at the evacuation floor, the lift shall park with doors open.
- The continuous audio signal is turned off after this return drive.

Note – If the building is designed for alternative evacuation floor, in case of fire at main floor the lifts shall park at the alternative evacuation floor with doors open.

Phase II – Operation of the lift shall be as defined below –

- The phase 2 is started after phase 1, if the fireman's switch is 'ON'.
- If the lifts are grounded by the smoke detector signal, for phase II to begin it shall be necessary to turn the fireman's switch 'ON'.
- The lift does not respond to landing call but registered car calls. All heat and smoke sensitive door reopening devices are rendered inoperative.
- When the car call button is pressed, the doors start closing. If the button is released before the doors are fully closed, they re-open. The car call is registered only when the doors are fully closed. After registering a car call the lift starts driving to the call. If more than one car call is registered, only the nearest call is answered and the remaining call will be cancelled at the fire stop.
- At the floor the doors are opened by pushing the door open button. If the button is released before the doors are fully open, they re-close.
- The lift returns to normal service when it stands at the evacuation floor with doors open and the switch is turned 'OFF' thereafter.
- The operation of fireman's lift shall be by means of a full set of push buttons in the car. Other operating systems shall be rendered inoperative.

Building of Height 60 m and above

The following requirements over and above those specified in guidelines mentioned in **Building of Height 15 m and above** are applicable to the lifts and lift enclosures provided in buildings having height more than 60 m.

- a) Fireman's lifts – Following additional requirements apply to all fireman's lifts in the building.
 - 1) The fireman's lift shall have loading capacity of not less than 1000 kg and floor area not less than 2.35 m².
 - 2) Electrical equipment within the fireman's lift well and on the car, located within 1.0 m of any wall containing a landing door, shall be protected from dripping and splashing water or provided with enclosures classified to at least IPX3 according to good practice [8-5A(9)].
 - 3) The electrical switchgear placed less than 1 m above lift pit floor shall be protected to IP 67 as per to good practice [8-5A(9)]. The socket outlet and lowest lamp shall also be located at least 0.5 m above the highest permissible water level in the pit.
 - 4) Suitable means shall be provided in the lift pit to ensure that water will not rise above the level of the fully compressed car buffer.

- 5) Means shall be provided to prevent the water level in the pit from reaching equipment which could create an malfunction of the fireman's lift.
- 6) Alternative source of power supply shall be provided for all fireman's lifts through automatically operated changeover electric supply, it shall automatically trip over to alternative supply. The route of wiring shall be safe from fire.
- b) There shall be Fire Command Centre (FCC) and/or Building Management System (BMS) room in the building CCTV cameras shall be fixed in the lift lobbies and the display screen(s) shall be placed in the FCC or BMS room.

FIRE FIGHTING SHAFT (FIRE TOWER) :-

- An enclosed shaft having protected area of 120 min fire resistance rating comprising protected lobby, staircase and fireman's lift, connected directly to exit discharge or through exit passageway with 120 min fire resistance wall at the level of exit discharge to exit discharge.
- These shall also serve the purpose of exit requirement / strategy for the occupants.
- The respective floors shall be approachable from fire-fighting shaft enabling the fire fighters to access the floor and also enabling the fire fighters to assist in evacuation through fireman's lift.
- The firefighting shaft shall be equipped with 120 min fire doors.
- The firefighting shaft shall be equipped with firemen talk back, wet riser and landing valve in its lobby, to fight fire by fire fighters

Staircase and Corridor Lightings:-

- a) The staircase and corridor lighting shall be on separate service and shall be independently connected so as it could be operated by one switch installation on the ground floor easily accessible to firefighting staff at any time irrespective of the position of the individual control of the light points, if any. It should be of miniature circuit breaker type of switch so as to avoid replacement of fuse in case of crisis.
- b) Staircase and corridor lighting shall also be connected to alternate source of supply. The alternative source of supply may be provided by battery continuously trickle charged from the electric mains.
- c) Suitable arrangements shall be made by installing double throw switches to ensure that the lighting installed in the staircase and the corridor do not get connected to the sources of supply simultaneously. Double throw switch shall be installed in the service room for terminating the stand by supply.
- d) Emergency lights shall be provided in the staircase/corridor.
- e) All wires & other accessories used for emergency lights shall have fire retardant property.
- f) A stand-by electric generator shall be installed to supply power to staircase and corridor lighting circuits, fire lifts, the stand-by fire pump, pressurization fans & blowers, smoke extraction and damper system in case of failure of normal electric supply. The generator shall be capable of taking starting current of all the machines & circuits stated above simultaneously. If the stand-by pump is driven by diesel engine, the generator supply need not be connected to the stand-by pump or parallel HV/LV supply from a separate substation shall be provided with appropriate transformer for emergency. If this arrangement is provided then the arrangement of generator is not mandatory.

Emergency and Escape Lighting :-

1. Emergency lighting shall be powered from a source independent of that supplying the normal lighting.
2. Escape lighting shall be capable of
 - A) Indicating clearly and unambiguously the escape routes.
 - B) Providing adequate illumination along such routes to allow safe movement of persons towards and through the exits.
 - C) Ensuring that fire alarm call points and firefighting equipment's provided along the escape routes can be readily located.
3. The horizontal luminance at floor level on the centerline of an escape route shall be not less than 10 lux. In addition, for escape routes up to 2 m wide, 50 percent of the route width shall be lit to a minimum of 5 lux.

4. The emergency lighting shall be provided to be put on within 1 s of the failure of the normal lighting supply.
5. Escape lighting luminaries should be sited to cover the following locations
 - a) Near each intersection of corridors
 - b) At each exit door
 - c) Near each change of direction in the escape route
 - d) Near each staircase so that each flight of staircase receives direct light.
 - e) Near any other change of floor level.
 - f) Outside each final exit and close to it
 - g) Near each fire alarm call point.
 - h) Near firefighting equipment, and
 - i) To illuminate exit and safety signs as required by the fire department.
6. Emergency lighting systems shall be designed to ensure that a fault or failure in any one luminaire does not further reduce the effectiveness of the system.
7. The luminaires shall be mounted as low as possible but at least 2 m above the floor level.
8. Signs are required at all exits, emergency exits and escape routes, which should comply with the graphic requirements of the relevant Indian Standard.
9. Emergency lighting luminaires and their fittings shall be of nonflammable type.
10. It is essential that the wiring and installation of the emergency lighting system are of high quality so as to ensure their perfect serviceability at all times.
11. The emergency lighting system shall be capable of continuous operation for a minimum duration of 1 hour and 30 minutes even for the smallest premises.
12. The emergency lighting system shall be well maintained by periodical inspections and tests so as to ensure their perfect serviceability at all times.

Illumination of Means of Exit :-

Staircase and corridor lights shall conform to the following:-

- a) The staircase and corridor lighting shall be on separate circuit and shall be independently connected so that it could be operated by one switch installation on the ground floor easily accessible to firefighting staff at any time irrespective of the position of the individual control of the light points, if any. It should be of miniature circuit breaker type of switch so as to avoid replacement of fuse in case of crises.
- b) Staircase and corridor lighting shall also be connected to alternative supply. The alternative source of supply may be provided by battery continuously trickle charged from the electric mains; and
- c) Suitable arrangements shall be made by installing double throw switches to ensure that the lighting installed in the staircase and the corridor does not get connected to two sources of supply simultaneously. Double throw switch shall be installed in the service room for terminating the supply.

Exit Requirement:

1. An exit may be doorway, corridor, Passageway(s) to an internal staircase, or external staircase, or to a verandah or terrace(s), which have access to the street, or to the roof of a building or a refuge area. An exit may also include a horizontal exit landing to an adjoining building at the same level.
2. Every exit, exit access or exit discharge shall be continuously maintained free of all obstructions or impediments to full use in the case of fire or other emergency.
3. Exits shall be clearly visible and the route to reach the exits shall be clearly marked and signs posted to guide the occupants of the floor concerned. Signs shall be illuminated and wired to an independent electric circuit on an alternative source of supply.
4. To prevent spread of fire and smoke, fire doors with 2 hours fire resistance shall be provided at appropriate places along the escape routes and particularly at the entrance to lift lobby and stair well where a 'funnel or flue effect' may be created inducing an upward spread of fire.
5. All exits shall provide continuous means of egress to the exterior of a building or to an exterior open spaces leading to the street.
6. Exits shall be so arranged that they may be reached without passing through another occupied unit.

Glass Facade

1. If the glass cladding is used / provided to the building the glass used for the cladding must be toughened glass.
2. The use of combustible surface finishes on walls (including facade of the building) and ceiling affects the safety of the occupants of the building. Such finishes tend to spread the fire and even though the structural elements may be adequately fire resistant, serious danger to life may result. It is therefore, essential to have adequate precautions to minimize spread of flame on wall, façade of building and ceiling surfaces.
3. The finishing materials used for various purposes and décor shall be such that it shall not generate toxic fumes / smoke.
4. Automatic smoke venting facilities shall be provided for safe use of exits in windowless buildings.
5. Natural draft smoke venting shall utilize roof vents in walls at or near the ceiling level, such vents shall be normally open, or, if closed, shall be designed for automatic opening in case of fire, by release of smoke sensitive devices.
6. **Where smoke venting facilities are installed for purposes of exit safety, these shall be adequate to prevent dangerous accumulation of smoke during the period of time necessary to evacuate the area served, using available exit facilities with a margin of safety to allow for unforeseen contingencies.**

GLAZING:-

The glazing shall be in accordance with Part 6 'Structural Design, Section 8 Glass and Glazing' of the Code. The entire glazing assembly shall be rated to that type of construction as given in Table 1. This shall be applicable along with other provisions of this Part related to respective uses as specified therein. The use of glass shall not be permitted for enclosures of exits and exit passageway.

Glass facade shall be in accordance with the following:

- a) For fully sprinklered building having fire separation of 9 m or more, tempered glass in a non-combustible assembly, with ability to hold the glass in place, shall be provided. It shall be ensured that sprinklers are located within 600 mm of the glass facade providing full coverage to the glass.
NOTE- In case of all other buildings, fire resistance rating of glass facade shall be in accordance with Table 1.
- b) All gaps between floor-slabs and facade assembly shall be sealed at all levels by approved fire resistance sealant material of equal rating as that of floor slab to prevent fire and smoke propagation from one floor to another.
- c) Openable panels shall be provided on each floor and shall be spaced not more than 10 m apart measured along the external wall from centre-to-centre of the access openings. Such openings shall be operable at a height between 1.2 m and 1.5 m from the floor, and shall be in the form of openable panels (fire access panels) of size not less than 1000 mm X 100 mm opening outwards. The wordings, **'FIRE OPENABLE PANEL OPEN IN CASE OF FIRE, DO NOT OBSTRUCT'** of at least 25 mm letter height shall be marked on the internal side. Such panel shall be suitably distributed on each floor based on occupant concentration. These shall not be limited to cubicle areas and shall be also located in common areas/corridors to facilitate access by the building occupants and fire personnel for smoke exhaust in times of distress.

Smoke Control of Exits :-

- a) In building design, compartmentation plays a vital part in limiting the spread of fire and smoke. The design should ensure avoidance of spread of smoke to adjacent spaces through the various leakage openings in the compartment enclosure, such as cracks, openings around pipes ducts, airflow grills and doors. In the absence of proper sealing of all these openings, smoke and toxic gases will obstruct the free movement of occupants of the building through the exits. Pressurization of staircases is of great importance for the exclusion of smoke and toxic gases from the protected exit.
- b) Pressurization is a method adopted for protecting the exits from ingress of smoke, especially in high-rise buildings. In pressurization, air is injected into the staircases, lobbies, etc., as applicable, to raise their pressure slightly above the pressure in adjacent parts of the buildings. As a result, ingress of smoke or toxic

gases into the exits will be prevented. The pressurization of staircases and lift lobbies shall be adopted as given in Table 6. The pressure difference for staircases shall be 50 Pa. Pressure difference for lobbies (or corridors) shall be between 25 Pa and 30 Pa. Further, the pressure differential for enclosed staircase adjacent to such lobby (or corridors) shall be 50 Pa. For enclosed staircases adjacent to non-pressurized lobby (or corridors), the pressure differential shall be 50 Pa.

Pressurization of Staircases and Lift Lobbies
(Clause 4.4.2.5 (b) and E-2)

Sr. No.	Component	Height of Building		
		Less than 15 m	15 m to 30 m	More than 30
(1)	(2)	(3)	(4)	(5)
i)	Internal staircases not with external wall	Pressurized except for residential buildings (A-2 and A-4)	Pressurized	Pressurized
ii)	Internal staircase with external wall	Pressurized except for residential buildings (A-2 and A-4) or Naturally ventilated	Naturally ventilated or Pressurized	Cross-ventilated or Pressurized
iii)	Lift lobby	Not required at ground and above. However lift lobby segregation and pressurization is required for lift commuting from ground to basement	Naturally ventilated or Pressurized ¹⁾	Cross-ventilated or Pressurized ¹⁾
NOTES : 1. The natural ventilation requirement of the staircase shall be, achieved through opening at each landing, of an area 0.5 m ² in the external wall. A cross ventilated staircase shall have 2 such openings in opposite/adjacent walls or the same shall be cross-ventilated through the corridor. 2. Enclosed staircase leading to more than one basement shall be pressurized.				
¹⁾ Lift lobby with fire doors (120 min) at all levels with pressurization of 25-30 PA is required. However, if lift lobby cannot be provided at any of the levels in air conditioned buildings or in internal spaces where funnel/flue effect may be created, lift hoistway shall be pressurized at 50 Pa. For building greater than 30 m, multiple point injection air inlets to maintain desired pressurization level shall be provided. If the lift lobby, lift and staircase are part of firefighting shaft, lift lobby necessary has to be pressurized in such case, unless naturally ventilated.				

- c) Equipment and ductwork for staircase pressurization shall be in accordance with one of the following:

1) Directly connected to the stairway by ductwork enclosed in non-combustible construction.
 2) If ducts used to pressurize the system are passed through shafts and grills are provided at each level, it shall be ensured that hot gases and smoke from the building cannot ingress into the staircases under any circumstances.
- d) The normal air conditioning system and the pressurization system shall be designed and interfaced to meet the requirements of emergency services. When the emergency pressurization is brought into action, the following changes in the normal air conditioning system shall be effected:

1) Any re-circulation of air shall be stopped and all exhaust air vented to atmosphere.
 2) Any air supply to the spaces/areas other than exits shall be stopped.
 3) The exhaust system may be continued provided

i) The positions of the extraction grills permit a general air flow away from the means of egress;
- 15

- ii) The construction of the ductwork and fans is such that, it will not be rendered inoperable by hot gases and smoke; and
- iii) There is no danger of spread of smoke to other floors by the path of the extraction system which can be ensured by keeping the extraction fans running.
- e) For pressurized stair enclosure systems, the activation of the systems shall be initiated by signalling from fire alarm panel.
- f) Pressurization system shall be integrated and supervised with the automatic/manual fire alarm system for actuation.
- g) Wherever pressurized staircase is to be connected to unpressurized area, the two areas shall be segregated by 120 min fire resistant wall.
- h) Fresh air intake for pressurization shall be away (at least 4 m) from any of the exhaust outlets/grille.

Smoke Control:-

Smoke Exhaust and Pressurization of Areas above Ground -

Corridors in exit access (exit access corridor) are created for meeting the requirement of use, privacy and layout in various occupancies. These are most often noted in hospitality, health care occupancies and sleeping accommodations. Exit access corridors of guest rooms and indoor patient department/areas having patients lacking self-preservation and for sleeping accommodations such as apartments, custodial, penal and mental institutions, etc., shall be provided with 60 min fire resistance wall and 20 min self-closing fire doors along with all fire stop sealing of penetrations. Smoke exhaust system having make-up air and exhaust air system or alternatively pressurization system with supply air system for these exit access corridors shall be required. Smoke exhaust system having make-up and exhaust air system shall also be required for theatres/auditoria. Such smoke exhaust system shall also be required for large lobbies and which have exit through staircase leading to exit discharge. This would enable eased exit of people through smoke controlled area to exit discharge. All exit passageway (from exit to exit discharge) shall be pressurized or naturally ventilated. The mechanical pressurization system shall be automatic in action with manual controls in addition. All such exit passageway shall be maintained with integrity for safe means of egress and evacuation. Doors provided in such exit passageway shall be fire rated doors of 120 min rating. Smoke exhaust system where provided, for above areas and occupancies shall have a minimum of 12 air changes per hour smoke exhaust mechanism. Pressurization system where provided shall have a minimum pressure differential of 25-30 Pa in relationship to other areas. The smoke exhaust fans in the mechanical ventilation system shall be fire rated, that is, 250°C for 120 min. For naturally cross-ventilated corridors or corridors with operable windows, such smoke exhaust system or pressurization system will not be required.

Smoke Exhaust and Pressurization of Areas below Ground –

- Each basement shall be separately ventilated. Vents with cross-sectional area (aggregate) not less than 2.5 percent of the floor area spread evenly round the perimeter of the basement shall be provided in the form of grills, or breakable stall board lights or pavement lights or by way of shafts. Alternatively, a system of mechanical ventilation system may be provided with following requirements:
- a) Mechanical ventilation system shall be designed to permit 12 air changes per hour in case of fire or distress call. However, for normal operation, air changes schedule shall be as given in Part 8 'Building Services, Section 3 Air Conditioning, Heating and Mechanical Ventilation' of the Code.
 - b) In multi-level basements, independent air intake and smoke exhaust shafts (masonry or reinforced concrete) for respective basement level and compartments therein shall be planned with its make-up air and exhaust air fans located on the respective level and in the respective compartment. Alternatively, in multi-level basements, common intake masonry (or reinforced cement concrete) shaft may serve respective compartments aligned at all basement levels. Similarly, common smoke exhaust/outlet masonry (or reinforced cement concrete) shafts may also be planned to serve such compartments at all basement levels. All supply air and exhaust air fans on respective levels shall be installed in fire resisting room of 120 min. Exhaust fans at the respective levels shall be provided with back draft damper connection to the common smoke exhaust shaft ensuring complete

isolation and compartmentation of floor isolation to eliminate spread of fire and smoke to the other compartments/floors.

- c) Due consideration shall be taken for ensuring proper drainage of such shafts to avoid insanitation condition. Inlets and extracts may be terminated at ground level with shall board or pavement lights as before. Stall board and pavement lights should be in positions easily accessible to the fire brigade and clearly marked '**AIR INLET**' or '**SMOKE OUTLET**' with an indication of area served at or near the opening.
- d) Smoke from any fire in the basement shall not obstruct any exit serving the ground and upper floors of the building.
- e) The smoke exhaust fans in the mechanical ventilation system shall be fire rated, that is, 250⁰c for 120 min.
- f) The smoke ventilation of the basement car parking areas shall be through provision of supply and exhaust air ducts duly installed with its supports and connected to supply air and exhaust fans. Alternatively, a system of impulse fans (jet fans) may be used for meeting the requirement of smoke ventilation complying with the following:
 - 1) Structural aspects of beams and other down stands/services shall be taken care of in the planning and provisions of the jet fans.
 - 2) Fans shall be fire rated, that is, 250⁰C for 120 min.
 - 3) Fans shall be adequately supported to enable operations for the duration as above.
 - 4) Power supply panels for the fans shall be located in fire safe zone to ensure continuity of power supply.
 - 5) Power supply cabling shall meet circuit integrity requirement in accordance with accepted standard [4(13)].

The smoke extraction system shall operate on actuation of flow switch actuation of sprinkler system. In addition, a local and/or remote 'manual start-stop control/switch' shall be provided for operations by the fire fighters. Visual indication of the operation status of the fans shall also be provided with the remote control. No system relating to smoke ventilation shall be allowed to interface or cross the transformer area, electrical switchboard, electrical rooms or exits. Smoke exhaust system having make-up air and exhaust air system for areas other than car parking shall be required for common areas and exit access corridor in basements/underground structures and shall be completely separate and independents of car parking areas and other mechanical areas. Supply air shall not be less than 5 m from any exhaust discharge openings.

CAR PARKING FACILITIES: GENERAL

- a) Where both parking and repair operations are conducted in the same building, the entire building shall comply with the requirements for group G occupancies, unless the parking and repair sections are effectively separated by separation walls of 120 min.
- b) Floor surface shall be non-combustible, sloping towards drains to remove accumulation of water.
- c) Those parts of parking structures located within, immediately above or below, attached to, or less than 3 m away from a building used for any other purpose shall be separated by fire resistant walls and floors having fire resistance rating not less than 120 min. This shall exclude those incidental spaces which are occupied by cashier, attendant booth or those spaces used for toilets, with a total area not exceeding 200 m².
- d) Vehicle ramps shall not be considered as exists unless pedestrian facilities provided.
- e) Other occupancies like fuel dispensing, shall not be allowed in the building. Car repair facilities, if provided, shall be separated by 120 min fire resistance construction.
- f) In addition to fire protection requirements as per table 7, appropriate fire detection and suppressions systems shall be provided for the protection of hydraulic oil tank and pumps located below ground level for operation of car lifts.
- g) Means of egress shall meet the requirements specified

OPEN PARKING STRUCTURES (INCLUDING MULTY-LEVEL PARKING AND STILT PARKING)

- a) The term of open parking structure specifies the degree to which the structures exterior walls must have openings. Parking structures that meet the definition of

the term open parking structure provide sufficient area in exterior walls to vent the products of combustion to a greater degree than enclosed parking structure.

- b) A parking structure having each parking level wall openings open to the atmosphere, for an area of not less than 0.4 m² for each linear meter of its exterior perimeter shall be constructed as open parking structure. Such openings shall be distributed over 40 percent of the building perimeter or uniformly over two opposing sides. Interior wall lines shall be at least 20 percent open, with openings distributed to provide ventilation, else, the structure shall be deemed as enclosed parking structures.

NOTE :- A car park located at the stilt level of a building (not open to sky) can be considered an open or an unenclosed car park if any part of the car park is within 30 m of a permanent natural ventilation opening and any one of the following is complied with towards the permanent natural ventilation requirement :-

- i. 50 percent of the car park perimeter shall be open to permanent natural ventilation.
 - ii. At least 75 percent of car park perimeter is having the 50 percent natural ventilation opening.
- c) All stilt parking are required to be provided with sprinkler system where such buildings are required to be sprinklered.
 - d) Open parking structures are not required to be provided with compartmentation.
 - e) Open car parking (open to sky) within building complex having fire hydrant systems shall also need to be protected with yard hydrant installation system in accordance with good practice. [4(29)].

ENCLOSED PARKING STRUCTURES

- a) Those car parking structures which are enclosed on all sides and on top, not falling within the definition of open car parking [see **H-3** (b)] and also those situated in the basements shall be known as enclosed car parking structures.
- b) All sprinklers in car parking shall be standard response type with minimum K-Factor of 80, area coverage of 9 m² and designed as per good practice [4(20)].
- c) For the basement car parking, compartmentation can be achieved, with fire barrier or with water curtain nozzle (K-23) or with combination thereof. Automatic deluge system comprising deluge valve, piping, nozzles, etc shall be used to zone the compartment in case of water curtain system. In case of water curtain, existing water storage shall be supplemented by water demand for water curtain nozzles for 60 min considering the largest compartments perimeter out of all compartments of car parking in any of the basements.
- d) The water supply for the water curtain nozzles shall be through independent electric pump of adequate capacity (flow and head) with piping/riser for the water supply to the nozzles.
- e) The water curtain shall be operated by the actuation of flow switch actuating sprinkler system.
- f) For smoke ventilation requirement of car parking.
- g) All fire exit doors from the car parking to exits shall be painted green and shall display exit signage.

Automated Car Parking Utilizing Mechanical or Computerized /Robotic Means

- a) Automated car parking structure can be of open parking type or enclosed types.
- b) Automated car parking facilities pose more hazard compared to manual parking due to following reasons:-
 - 1) High density of cars due to close stacking-one over another.
 - 2) Lack of provision on fire separation/compartmentation-horizontal or vertical leading to rapid fire spread.
 - 3) Non availability of any person to notice/control the fire in initial stages.
 - 4) Limited access to firefighting personnel.
 - 5) Extensive height and depth involved with highly combustible load.
- c) Fire escape staircases, at least 1250 mm wide shall be provided at appropriate locations so that no place is more than 45 m from the nearest staircase. Horizontal walkways, at least 1000 mm wide for access to all the areas shall be provided at every parking level.
- d) Travel distance and means of egress shall be governed by the respective sections of this code.
- e) The hazardous areas like DG sets, transformers, HT/LT panels for the parking lot shall be suitably segregated from the other areas as per requirements given this

code and all such areas shall be protected by suitable automatic fire suppressions systems.

SERVICE DUCTS / REFUGE CHUTE:

1. Service duct shall be enclosed by walls and door, if any, of two hours fire rating. If ducts are larger than 10 Sq. Meters the floor should seal them, but provided suitable opening for the pipes to pass through, with the gaps sealed.
2. A vent opening at the top of the service shaft shall be provided between one fourth and one half of the area of the shaft. Refuge chutes shall have an outlet at least of wall of noncombustible material with fire resistance of not less than two hours. They shall not be located within the staircase enclosure or service shafts or air conditioning shafts. Inspection panel and door shall be tight fitting with one hour fire resistance; the chutes should be as far away as possible from exits.
3. Refuge Chutes shall not be provided in staircase walls and A/C shaft etc.

ELECTRICAL SERVICES:

1. For the requirements regarding installations from the point of view of Fire Safety, guidelines should be followed as mentioned in **IS Standard :1646 Code of practice for Fire safety Buildings : Electrical Installations.**
2. The electric distribution cables/wiring shall be laid in separate duct. The duct shall be sealed at every alternate floor with non-combustible materials having same fire resistance as that of the duct.
3. **Water mains, telephone lines, intercom lines, gas pipes or any other service lines shall not be laid in the duct of electric cables.**
4. Separate circuits for water pumps, staircase & corridor lighting shall be provided directly from the main switch gear panel and these circuits shall be laid in separate conduit pipes so that fire in one circuit will not affect the others.
5. The inspection panel doors and any other opening in the shaft shall be provided with **air tight doors having fire resistance of not less than 2hrs.**
6. Medium & low voltage wiring running in shaft and within fall ceiling shall run in metal conduit.
7. An independent & well-ventilated service room shall be provided on the ground floor with direct access from outside or from the corridor for the purpose of termination of electric supply. **The doors provided for the service room shall have fire resistance of not less than two hours.**

Electrical services shall conform to the following: (High Rise building)

- a) The electric distribution cables/wiring shall be laid in a separate duct. The duct shall be sealed at every floor with non-combustible materials having the same fire resistance as that of the duct. Low and medium voltage wiring running in shaft and in false ceiling shall run in separate conduits;
- b) Water mains, telephone lines, intercom lines, gas pipes or any other service line shall not be laid in the duct for electrical cables; use of bus ducts/solid rising mains instead of cables is preferred;
- c) Separate circuits for firefighting pumps, lifts, staircases and corridor lighting and blowers for pressurizing system shall be provided directly from the main switch gear panel and these circuits shall be laid in separate conduit pipes, so that fire in one circuit will not affect the others. Such circuits shall be protected at origin by an automatic circuit breaker with its no-volt coil removed. Master switches controlling essential service circuits shall be clearly labeled;
- d) The inspection panel doors and any other opening in the shaft shall be provided with air-tight fire doors having fire resistance of not less than 2 h;
- e) Medium and low voltage wiring running in shafts, and within false ceiling shall run in metal conduit. Any 230 V wiring for lighting or other services, above false ceiling, shall have 660 V grade insulation. The false ceiling, including all fixtures used for its suspension, shall be of non-combustible material and shall provide adequate fire resistance to the ceiling in order to prevent spread of fire across ceiling reference may be made to good practice.
- f) An independent and well ventilated service room shall be provided on the ground level or first basement with direct access from outside or from the corridor for the purpose of termination of electric supply from the licensees' service and alternative supply cables. The doors provided for the service room shall have fire resistance of not less than 2 h;

- g) If the licensees agree to provide meters on upper floors, the licensees' cables shall be segregated from consumers' cables by providing a partition in the duct. Meter rooms on upper floors shall not open into stair case enclosures and shall be ventilated directly to open air outside; and
- h) Suitable circuit breakers shall be provided at the appropriate points.

Guidelines for Substation/Transformers

- Areas in substation shall not be used as storage/dump areas or for other utility purposes other than those required for the functioning of the substation.
- The substation area should be adequately ventilated.
- An independent, ventilated or air conditioned MV panel room shall be provided on the ground level or first basement. This room shall be provided with access from outside (or through exit passageway accessible from outside). The MV panel room shall be provided with fire resistant walls and doors of fire resistance of not less than 120 min.
- If the licensees agree to provide meters on upper floors, the licensee's cables shall be segregated from consumers cables by providing a partition in the shaft.
- Meter rooms on upper floors shall not open into staircase enclosures and should be ventilated directly to open air outside or in electrical room of 120 min fire resistant walls.
- Electrical MV main distribution panel and lift panels shall be provided with CO2/inert gas flooding system for all panel compartments with a cylinder located beside the panel.

Oil filled substation

- A substation or a switch-station with oil filled equipment shall be limited to be installed in utility building or in outdoor location. Such substation/utility building shall be at least 7 m away from the adjoining building(s).
- Substation equipment (exceeding oil capacity of 2 000 litre) in utility building shall have fire rated baffle walls of 240 min rating constructed between such equipment, raised to at least 600 mm above the height of the equipment (including height of oil conservators) and exceeding 300 mm on each side of the equipment.
- All transformers where capacity exceeds 10 MVA shall be protected by high velocity water spray systems or nitrogen injection system.

Dry type substation

- Transformers located inside a building shall be of dry type and all substation/switch room walls, ceiling, floor, opening including doors shall have a fire resistance rating of 120 min.
- Access to the substation shall be provided from the nearest fire exit/exit staircase for the purpose of electrical isolation.

In addition to the above, all provision under the D.C. Rules of MIDC and N.B.C. shall be strictly adhered, also if any change in activity or Proposed expansion or Subletting of Plot or Transfer of Plot, NOC from this department is essential.

This is a **Provisional No Objection Certificate**. After providing the above fire prevention and protection system and after compliance of above recommendations inspection of the premises & fire prevention & protection arrangements will be carried out by this department and after satisfactory compliance “**Final No Objection Certificate**” will be issued. **This “Provisional No-Objection Certificate” will be treated valid for the period of one year from the date of issue.**

Note; This Provisional No Objection Certificate is granted for FSI – 1.0 Only. In future if you intend to go for extension of your building after obtaining permission for Additional FSI. You are hereby informed to provide clear marginal spaces around the building considering additional FSI & proportionate height of the proposed building. (As per D. C. Rule Table No, 10) Due to any constraint, if the marginal spaces are not maintained as per table 2 (Clause No; 8.2.3.1) of N.B.C part III & as per D C Rule Table No, 10 , it will be obligatory on your part to consume the FSI without affecting the marginal spaces as prescribed in the rules or the National Building Code thereof.

Details of “Fire Protection Fund Fees” are as follow:

	Total Amount	Advance “Fire Protection Fund fees” paid by M/s. Industrial Minerals & Chemical Co. Pvt. Ltd. vide receipt no. MCH/6936/2019 Dt.09/09/2019	Balance “Fire Protection Fund fees” needs to be recovered by SPA
(i)	(ii)	(iii)	(iv)
Initial Protection “Fire Fund fees”	Rs. 10,09,632.00 /-	Rs. 6,78,467.50 /-	Rs. 3,31,164.50 /-
Additional Protection “Fire Fund fees”	Rs. 1,05,27,513.50 /-	Rs. 91,32,822.00 /-	Rs. 13,94,691.50 /-
Total	Rs. 1,15,37,145.50 /-	Rs. 98,11,289.50 /-	Rs. 17,25,856.00/-

MIDC/Fire Dept/ 1078 dated 12/07/06. M/s, Industrial Minerals & Chemical Co. Pvt. Ltd., had paid “Fire Protection & Scrutiny Fund Fees” of Rs. 91,32,822 /- vide receipt No. 1073/CH/5551/2017; Dated; 14/11/2017.

The undersigned reserves the right to amend any additional recommendations deemed fit during the stage wise inspection due to the statutory provisions amended from time to time and in the interest of the protection of the company.

Thanking you.

Yours faithfully,

Santosh S Warick
Digitally signed
by Santosh S Warick
Date: 2019.09.25
12:55:39 +05'30'

(S. S. Warick)
Chief Fire Officer & Fire Advisor,
MIDC, MUMBAI 400 093,

Copy to The Executive Engineer, MIDC, Sub Division Mahape, for information. He is requested to recover the Balance fees mentioned in column no. (iv) of above table before issuing work commencement certificate/plan approval.

INDUSTRIAL MINERALS AND CHEMICAL COMPANY PVT. LTD.

Corporate Identity Number : U24100MH1968PTC014142

Registered Office : E Block, Voltas Premises, T. B. Kadam Marg, Chinchpokli, Mumbai - 400 033, India
Tel : +91 22 6661 4444 • Fax : +91 22 6661 4452 • Email : trilsec@tatarealty.in

12th December 2019

To,
The Forest Officer,
Forest Department,
Teen-Hath Naka, Louise Wadi,
Thane (West), Thane

Subject : Application for Wildlife NOC with reference to Thane creek flamingo sanctuary

Reference : Application for Environmental Clearance (EC) for "Intellion IT Park" located at Plot no. 23, 23 (pt), 24 and 24 (pt) TTC Industrial Area, MIDC – Mahape, Dist. - Thane, Maharashtra.

Dear Sir,

This is with reference to above mentioned subject we are developing "Intellion IT Park" located at TTC Industrial Area, MIDC – Mahape, Dist. Thane. We have submitted Application for obtaining Environmental Clearance from SEIAA, Maharashtra.

We would like to bring to your notice that, our projects falls within 10 Km radius from the Thane Creek Flamingo Sanctuary. The project is in well-developed locality and also separated from Thane Creek Flamingo Sanctuary by other urban settlement.

We are submitting herewith our application for grant of Wildlife NOC for the above-mentioned project.

Please do the needful and oblige.

Thanking you,

Yours faithfully

For INDUSTRIAL MINERALS & CHEMICAL CO. PVT. LTD.

AUTHORIZED SIGNATORY

Encl.: Google Image of the project site



13/12/19
13/12/19

13/12/19
13/12/19

विभागीय वन अधिकारी,
मुंबई कांदळवन संभारण घटक यांचे कार्यालय
विकास वालावलकर बंगला
रूम नं. बी/68, पहिला मजला,
कामगार नगर, कुर्ला (पूर्व)
कुर्ला (पू.) 400 024
फोन नं. 022-25220097



OFFICE OF THE DIVISIONAL FOREST
OFFICER,
Vikas Valavalkar Bonglow,
B/68, 1st floor,
Kamgar nagar, kurla (E)
Kurla E-400 024
Email Id-dfommcu@gmail.com

विषय:- Application for Wildlife NOC with reference
to Thane creek flamingo sanctuary.

जा.क्र./कक्ष-९/जमिन/ 2415 /सन २०१९-२०,
कुर्ला- मुंबई-४०० ०२४, दिनांक:- २४/०२/२०२०.


प्रति,

Industrial Minerals And Chemical company pvt.ltd
E Block, Voltas Premises,
T.B.Kadam MARG,
Chinchpokli, Mumbai- 40 033.

संदर्भ:- आपल्याकडील पत्र दिनांक.१८/०२/२०२० रोजीचे पत्र.

उपरोक्त विषयान्वये आपणांकडून मौजे महापे, ठाणे येथील प्रस्तावीत प्रकल्पाच्या बांधकामाकरिता या
विभागाकडून ना- हरकत प्रमाणपत्राची मागणी केलेली आहे.

त्याअनुषंगाने आपणास कळविण्यात येते की, संदर्भ क्र. २ अन्वये मा. सर्वोच्च न्यायालयानी दिलेल्या
आदेशानुसार ठाणे खाडी फ्लेमिंगो अभयारण्याचे समोचतालचे १०.०० कि.मी. परीघाचे क्षेत्र हे मानवी पर्यावरण
संवेदनशील क्षेत्र म्हणून घोषित आहे. त्यामुळे आपला प्रकल्प या क्षेत्रात येत आहे. त्यामुळे आपणास नियमानुसार राज्य
/ राष्ट्रीय वन्यजीव मंडळाची विहित प्रपत्रात या विभागामार्फत प्रस्ताव सादर करून परवानगी घेणे आवश्यक राहिल यांची
नोंद घ्यावी.


(डॉ. अर. पाटील)
विभागीय वन अधिकारी
मुंबई कांदळवन संभारण घटक

प्रतिलिपी- मा. अपर प्रधान मुख्य वनसंरक्षक, कांदळवन कक्ष, मुंबई यांना माहितीसाठी सविनय सादर.

INDUSTRIAL MINERALS AND CHEMICAL COMPANY PVT. LTD.

Corporate Identity Number : U24100MH1968PTC014142

Tel. : +91 22 6629 4000 - Fax : +91 22 6610 0520 - E mail : trlsec@rata.com

Registered Office : Elphinstone Building, 2nd Floor, 70 Veer Nariman Road, Fort, Mumbai - 400 001

Corporate Environmental Responsibility

In accordance with the circular issued by Ministry of Environment, Forest and Climate Change (MoEF & CC) dated May 01, 2018 and subsequent circular of June 19, 2018 on Corporate Environment Responsibility we hereby submit our plan as below;

A. Basic Information of the Project

No.	Description	Details
1	Name of the Project	"IMCC IT Park"
2	Location of the project	Plot No.23, 23 (PT.) 24 & 24(PT), TTC Industrial Area, MIDC - Mahape, Dist.-Thane, Maharashtra
3	Project type (green/brown field)	Green field
4	Cost of the project (Phase I) as mentioned in CS (Rupees in Crore)	Rs. 300 Crore
5	Any previous EC and Completion certificate of the part of the project before May 01, 2018, if yes give the details with date and reference number	NA
6	Cost of the part completed project (as per details given at Sr.No.5)	NA
7	Effective cost of the project (Phase I) for CER consideration (4-6)	Rs. 300 Crores
8	Applicable norms in terms of % of the project cost for CER and amount for (Phase I)	Rs. 4.5 Crores (1.5%)
9	Expected duration in years for completion of the project (Phase I)	3 years
10	Implementing Agency Identified (NGO/Trust/ULB) give name and details.	Will be identified in consultation with Govt. Authorities
11	Please attached agreement with implementing agency	Will submit at appropriate stage

B. CER Activities Proposed: (please propose as per the suggested list given in table below)

Sr. No.	Description	Details
1	Any issues raised during the public hearing, social need assessment, R&R plan, EMP, etc	No
2	If Yes Please give details	Not applicable
3	CER activities proposed to be from suggested activities as infrastructure creation for drinking water supply, sanitation, health, education, skill development, roads, cross drains, electrification including solar power, solid waste management facilities, scientific support and awareness to local farmers to increase yield of crop and fodder, rain water harvesting, soil moisture conservation works, avenue plantation, plantation in	We propose to undertake few of the following CER activities CCTV cameras in school & Hospital, Sanitation, Education, skill development, Renewal Energy Generation, Plantation, Air quality monitoring etc in Rural areas in consultation with Govt. Authorities.

	community areas, community level sewage treatment plant, solid waste (composter or Biogas plants), air quality monitoring, research activities on environmental aspects, training programmes on waste management including skill development, studies related to environmental aspects for town/city/village, pilot projects on clean energy/ environment, etc	
4	Consent of implementing agency (NGO etc.) and local authority to accept the CER in case of environmental infrastructure project	Will be done in consultation with Govt. Authorities
5	Year wise activity indicating the detail of plan and cost (as applicable for duration of the project) attach separate sheet with Gnat Chart which will be useful for monitoring.	Details will be given at appropriate stage in consultation with Govt. Authorities
	First Year (indicate year)	Rs. 1 Crore
	Second Year	Rs. 1.5 Crores
	Third Year	Rs. 2 Crores

We undertake to complete the work with our CER commitment as per this plan.

S.S. Mhadgut

(Signature of Project Proponent)

Place: Mumbai

Date: 4th December 2018



INDUSTRIAL MINERALS AND CHEMICAL COMPANY PVT. LTD.

Corporate Identity Number : U24100MH1968PTC014142

Tel.: +91 22 6629 4000 • Fax: +91 22 6610 0520 • E-mail: info@imcc.com

Registered Office: Elphinstone Building, 2nd Floor, 10 Veer Narayan Road, Fort, Mumbai 400 001

7th January 2019

To,
The District Collector,
Thane Collector Office,
Court Naka, Thane

Subject : Contribution towards CER for the "IMCC IT PARK" on plot bearing Plot No. 23, 23 (PT), 24 & 24 (PT), TTC Industrial Area, MIDC- Mahape, Dist. - Thane, Maharashtra.

Reference : Office Memorandum regarding Corporate Environment Responsibility (CER) dt. 1st May 2018 by Ministry of Environment, Forest and Climate Change (MoEF & CC), New Delhi.

Respected Sir,

With reference to above mentioned subject, we are developing a IMCC IT PARK development project at plot bearing Plot No. 23, 23 (PT), 24 & 24 (PT), TTC Industrial Area, MIDC- Mahape, Dist. - Thane, Maharashtra that is under process for Environmental Clearance NOC.

As per the guidelines given by the MoEF & CC we are required to provide upto 1.5% of the Capital Investment towards CER. As per the circular, District Collector can add or delete activities as per the requirement of the District for CER.

We have identified certain activities to be carried out in immediate neighborhood which when implemented shall be beneficial to the environment and the general public at large.

The activities are broadly classified under the following heads -

1. CCTV Cameras in School & Hospital
2. Sanitation, Education, Renewal Energy Generation
3. Plantation, Air Quality Monitoring etc

We intend to spend approximately Rs. 4.5 Crores on the above activities detailed as below -

Sr. No.	Description	Amount (Rs in Crs)
1	CCTV Cameras in School & Hospital	1.00
2	Sanitation, Education & Renewal Energy Generation	2.50
3	Plantation, Air Quality Monitoring etc	1.00
	Total Amount (Excl. Taxes)	4.50

We request you to kindly evaluate the above plan and grant your consent to undertake these activities under CER.

Thanking you,

Yours Faithfully,

For IMCC Ltd.

S. S. Mahapatra
Authorized Signatory



V. E. S.
असक दिसेक
जि.क.वि.न.व.डी कार्यालय रासो

(A Government of Maharashtra Undertaking)

No.EE/SPA/23, 23 Part, 24 & 24 Part/ D35970 /of 2019,
Office of the Executive Engineer &
Special Planning Authority,
MIDC Dn. No. II Mahape.
Date:-10/10/2019.

**Sub: COMMENCEMENT CERTIFICATE**

Sir,

With reference to your architect's online submission through SWC vide tracking I.D. No. SWC/14/521/20190909/656522 & complied on 07/10/2019 for grant to sanction of commencement certificate to carry out development work and Building Permit under section 45 of MR&T.P. Act, 1966 to erect Proposed Construction of Factory Building on Plot No. 23, 23 Part, 24 & 24 Part in T.T.C. Indl. Area, the commencement/ Building permit is granted subject to the following condition & for total B.U.A. as per the approval to the plans attached.

1. The land vacated in consequence of the enforcement of the set-back rule PART of the public street.
2. No new building or PART thereof shall be occupied or allowed to be occupied or use or permitted to be used by any person until occupancy permission has been granted.
3. The commencement certificate/building permit shall remain valid period of one year commencing from the date of its issue.
4. This permission does not entitle you to develop the land which does not vest in you.
5. Minimum two trees in plots of 200.00 sqm. & such No. of trees at the rate of one tree per 100.00 sqm. for plots more than 200.00 sqm. in area shall be planted & protected.
6. In case of group housing, minimum two trees per tenement shall be planted and protected.
7. The PARTy should inform the commencement of work as per the approval issued by this office.
8. Temporary labour camps, Toilet blocks & Water tanks within the site are allowed only during the phase of construction period of 2 years only.
9. The work of construction of temporary structure shall be executed under qualified structural engineer/Architect.
10. Allottee has to pay temporary construction fees at the rate of Rs. 50/- per Sqm. of such covered area of temporary structures.
11. Equal amounts as fees should be paid as deposit, which will be refundable at the end of the two years, or on completion of project whichever is earlier after removal of by the Allottee / Licensee / Lessee / Owner.
12. Failure to remove such temporary sheds will be liable for forfeiture of the deposit and any such failure continuing beyond stipulated period shall be liable for imposition of penalty which will be 3 times the rate of Rs. 50/- per Sqm.
13. It is requested to kindly submit letter of Intent (LOI) as per IT Policy & environmental clearance as per Environmental Policy.

Your's faithfully,

Munshi

Kalkutaki

**Executive Engineer &
Special Planning Authority
MIDC Division No.II Mahape**

Copy submitted to :

1. The Collector, District Thane, for information.
2. The Municipal Commissioner, N.M.M.C. for information.
3. The Chief Fire Officer, MIDC, Andheri for information.

Copy f.w.c.'s to

1. The Regional Officer, MIDC Mahape, for information.
2. Architect M/s. Bhaskar S. Yamasanwar for information & further needful please.

MAHARASHTRA INDUSTRIAL DEVELOPMENT CORPORATION
(A Government of Maharashtra Undertaking)



No EE/SPA/23, 23 Part, 24 & 24 Part / D35970 /of 2019.
Office of the Executive Engineer,
MIDC Dn. II, Mahape , Navi Mumbai .
Date: - 10/10/ 2019.

To,
M/s. Industrial Mineral and Chemical Company Pvt. Ltd.
Plot No. 23, 23 Part, 24 & 24 Part
TTC Industrial Area, Rabale
Navi-Mumbai.

Sub :- TTC Industrial Area.

Plan Approval for proposed Fresh Building plan on Plot No.
23, 23 Part, 24 & 24 Part in TTC Industrial Area.

Ref.:- 1. Tracking Id: SWC/14/521/20190909/656522.
Complied on 07.10.2019.

Dear Sir,

You have submitted application for Approval to Building Plan for proposed structure. Above applications are examined and following approvals are hereby granted...

A] Building Plan Approval

Since you have paid following

- 1) **Development charges**, amounting to **Rs. 1,31,05,597.82** vide receipt no. MCH/6936 dt.09/09/2019 & MCH/7267 dt. 03/10/2019 **Labour Cess** amounting to **Rs. 1,69,61,780.00** vide receipt no. MCH/6936 dt.09/09/2019 & MCH/7267 dt. 03/10/2019 & **Scrutiny fees** amounting to **Rs. 1,50,000.00** vide receipt no. MCH/6936 dt.09/09/2019 & MCH/7267 dt. 03/10/2019, Fire protection charges Rs. 1,05,27,513.50 vide receipt no. MCH/6936 dt.09/09/2019 & MCH/7267 dt. 03/10/2019.

The set of plans, received from you vide your letter cited above, is hereby approved subject to acceptance and follow up of following conditions by you.

- 1) You had submitted plans and drawings for **2099.72 m²** of plinth area for the plot area of **192320.00 m²**., at present this office has approved plans for total up to date **38208.74 m²**. of built up area. This office has approved **01 Nos.** of drawing details of which are mentioned on the accompanying statement.

- 2) In addition, to this approval the plot holder shall obtain approval for plans from other requisite authorities as per necessity, such as from :-

The building plans needs to be got approved from :

- Directorate of Industrial Safety & Health.
- Any other Govt. authorities which may be mandatory.

Certificate copies of plans along with a letter for approval from the above authorities in triplicate shall be submitted/to the DE & SPA , before starting the work.

This building plan approval is with respect to planning point of view and in accordance to MIDC's Development Control Rules, since MIDC is Special Planning Authority (SPA) for this Area.

3. In case of approval to the modified plans, The original approval to the drawings granted vide letter No. Nil from the Office Executive Engineer MIDC Dn. II, Mahape is treated as cancelled as the drawings approved now supersedes the previously approved drawings. You are requested to return the above cancelled drawings to this office for records and cancellation.
4. You will obtain Environment Clearance Certificate before Commencement of any construction activities, if applicable to their project as per the notification issued by MoEF, Govt. of India vide Notification issued by MoEF, New Delhi dtd.14. 09. 2006 and its subsequent amendments’.
5. You are requested to submit certified copies of above approvals from the concerned authorities to this office, in triplicate before any work is started OR within three months from the date of issue of this letter whichever is earlier.
6. For the sanitary block, overhead water storage tank shall be provided at the rate of 500 liter per W.C. or Urinal.
7. For necessary approach road to the plot from the edges of MIDC. Road, 900 mm dia CD works or a slab drain of required span and size shall be provided.
8. Temporary structures shall not be allowed except to during construction period (after obtaining prior approval from Executive Engineer.) and the same shall be demolished immediately after building work is completed.
9. During the period of construction, stacking of materials shall be done only in the area of plot allotted. In no case, material be stacked along MIDC, road land width/open plot area.
10. The marks demarcating boundary of the plot shall be preserved properly and kept in good condition and shown to dePARTment staff as and when required.
11. No tube well, bore well or open well shall be dug.
12. Plans for any future additions, alterations or extensions will have to be get approved from this office, as well as from concerned competent authority.
13. The present approval to the plans does not pertain to approval to the structural design, RCC members, foundations etc. It is only locational approval to the layout of various structures & floors with reference to the plot, in accordance to MIDC DCR.
14. In case any power line is passing through the plot, the plot holder should approach MSSEDCL and obtain their letter specifying the vertical and horizontal clearance to be left and plan his structures accordingly.
15. The compound wall gate should open inside the plot and if the plot is facing on two or more sides of the road then gate shall be located at least 15 m. away from the corner of junction or roads.
16. Plot holders shall make his own arrangement for 24 hours of storage of water, as uninterrupted water supply cannot be guaranteed.
17. In case, water stream/ nallah is flowing through the allotted plot, the plot holder has to ensure that the maximum quantity of rain water that flows at the point of entry of stream is allowed to flow uninterruptedly through the plot and upto the point of out flow of the original stream. The points of entry and exit of the natural stream shall not be changed. The detailed plans section and design

18. for allowing maximum expected discharge of rain water through the plot have to be furnished to this office and no filling of plot and diversion of nalla is allowed unless a written permission is obtained from the Executive Engineer/SPA.
19. This permission stands cancelled, if no construction work is started within twelve months from the date of issue of this letter or the date given in the agreement to lease to start construction work whichever is earlier. The date of starting construction work and date of completion shall be informed to the Executive Engineer in charge immediately. The construction shall be completed within the given stipulated time limit as per the lease agreement.
20. Breach of any rules stipulated will render the plot -holder liable for action as provided in MIDC., Act 1961 (II of 1962 and regulations made there under) and also terms of lease agreement and schedule of penalties prescribed by the Corporation for this purpose.
21. This office is empowered to add, amend, vary or rescind any provisions of Building Rules & regulations from time to time as it may deem fit, and the plot-holder has to be abide by these rules and regulations.
22. As soon as the building work is completed, the plot-holder shall approach to the concerned Deputy Engineer/Executive Engineer, to get the work verified and building shall not be occupied unless building completion certificate and occupancy certificate is obtained from this office.
23. The plot-holder within a period of one year from the date of agreement to please, shall plant at least one tree per 100 Sq. m. of plot area along the periphery of the plot. In addition, he shall also plant one tree per 15 m. on the frontage of road or PART thereof inside the plot and maintain the trees so planted in good condition throughout the period of agreement to lease.
24. The basement if provided is to be used only for storage purpose. No. manufacturing activates are allowed, similarly toilet is not allowed at the basements.
25. The Name and plot number shall be displayed at main entrance of plot.
26. The plot holder shall construct ETP as per consent of MPCB & treat & dispose effluent as per MPCB Consent to establish & operate.
27. The plot holder shall ensure that, the foundation of the building / structure shall rest on the firm strata and not on made up / filled ground. The Architect and structural consultant appointed by the owner will be solely responsible for this condition.
28. MIDC issues permission for development of plots which are situated on river banks, adhering to the contents of the River Policy dt. 13th July 2009 and as per category of Industries. PIL No. 17 of 2011 is filed against this policy at the Hon'ble High Court Bombay. It is clarified that, grant of any permission by the MIDC to any new industry in industrial estate situated on river banks will be subject to any further orders which may be passed by Hon'ble High Court, Bombay under PIL No. 17 of 2011.
29. It is requested to kindly submit letter of Intent (LOI) as per IT Policy & environmental clearance as per Environmental Policy.

B] Drainage

i) Drainage Plan Approval (Internal Works)

The set of plans in triplicate received along with the letter under reference for the above work is scrutinized the proposal is approved subject to condition as follows:

The work of internal and external water supply and sanitary fittings etc for the above building shall be carried out through the a licensed plumber registered at local authority or of Environmental Engineering DePARTment, or Govt. of Maharashtra.

1) The work should be carried out as per specifications confirming to I.S.S. In case they are not covered under I.S.S. then standard practice allowed by Municipal Corporation / or Local Council shall be followed.

2) The wastewater from water closets and urinals shall be passed through a septic tank of standard design.

3) The present approval to the plans does not pertain to the design of septic tank, effluent treatment plant etc. It is only location approval to these structures with reference to the plot.

4) You will be allowed to join your effluent to MIDC's common effluent collection system only after obtaining of necessary N.O.C. from M.P.C. Board and actual commissioning of pretreatment activity the factory effluent will be allowed to connect to MIDC system

5) Overhead water tank shall be provided at the rate of 500 Litters per W.C./ Urinal provided.

6) The waste water from the closets and Urinals shall be passed through the septic tanks, which is to be adequate to meet the requirements of the persons working in the factory and process waste if any, prior to septic tank in series with suitable size of 100 mm dia sewer trap, inspection chamber with 80 mm dia vent pipe shall be provided.

7) All vent pipes shall be minimum 80 mm dia size.

8) All rain water down take pipes shall be minimum 100 mm dia and should be provided at the rate of 1 Nos. Per 25 Sq. m. of roof area.

9) All S.W. pipes shall be minimum of 150 mm dia size.

10) It should be seen that no overflow of water from the soak pit or any process waste enters in to adjoining property or road.

11) Rain water pipes are not to be connected to underground effluent collection system. Separate drainage system shall be provided for collection of Industrial and Domestic wastes. Manholes shall be provided at the end of collection system with arrangements for measurement of the flow.

12) In case any of the requirements, stated as above is violated by the plot holder then he is liable for disconnection of water supply and is liable for action provided under\ MIDC., Act and various regulations and as per provision in the lease agreement.

13) The completion of work as per above requirements, it shall be jointly, inspected by the concerned Deputy. Engineer, of MIDC and your representative who has designed and executed work, without which drainage completion certificate will not be issued.

14) The waste water after treatment shall be soaked in a soak pit, if sewer line is not available for the plot; whereas if effluent collection system, of MIDC is functioning, then effluent shall be connected to the same after getting drainage plans approved from this office. The effluent shall be out letted only after pretreatment confirming to the standards stipulated by Maharashtra Pollution Control Board of Govt. of Maharashtra and after obtaining their consent under water Act 1974, Air Act 1981, & Hazardous waste Rules 2008 and subsequent amendments.

Thanking you,

Yours faithfully,
Maruti S
Kalkutaki
Executive Engineer & Special
Planning Authority
MIDC Dn. II, Mahape

Digitally signed by Maruti S Kalkutaki
DN: c=IN, o=Government Of Maharashtra,
ou=Maharashtra Industrial Development Corporation,
postalCode=400710, st=Maharashtra,
2.5.4.20=0026455d66786c7825465523267b41d358b6b5
0b8d394cb81578ee5a7f536,
2.5.4.45=032100281587D47BA1475D865AF5B63889DEB4
527D210a36480128E2D046DE5EACAD387,
serialNumber=e5228485b2c6184491b58784f78ca1de083
7059ceef2d9acd3f8616909e6a20, cn=Maruti S Kalkutaki
Date: 2010.10.11 11:00:15 +0530

- DA:-** 1. One Statement showing details of
drawings and built up area approved.
2. Copy of approved drawings/plans.

Copy submitted to

- The collector , District Thane ,thane for information.
- The Chief Fire officer , MIDC, Andheri, Mumbai-93.
- The Municipal Commissioner, NNMC for information.
- The Regional Officer, MIDC , Mahape information .
Architect M/s Bhaskar S. Yamasanwar for information & further needful please.
- Guard File.

MAHARASHTRA INDUSTRIAL DEVELOPMENT CORPORATION
(A Government of Maharashtra Undertaking)

The statement is accompaniment to letter No.EE/SPA /23, 23 Part, 24 & 24 Part / D35970/ 2019, Dated. **10 /10/2019**. issued by M.I.D.C. addressed to for **M/s.**
Industrial Mineral and Chemical Company Pvt. Ltd. Plot No. 23, 23 Part, 24 & 24 Part in TTC Industrial Area.

- 1) Fresh Plans :-**
2) Allottees Name :- M/s. Industrial Mineral and Chemical Company Pvt. Ltd., Plot No. 23, 23 Part, 24 & 24 Part in TTC Industrial Area.

Sr. No.	Drawing No. &Date	Name of Architects	Description	Stilt Area Sqm.	Podium-1	Podium-2	Podium-3	Podium-4	1 st Floor Area in sqm	2 nd Floor Area in sqm	3 rd Floor Plan
1	2	3	4	5	6	7	8	9	10	11	12
2.	2.0 Nos	M/s. Bhaskar S. Yamasanwar for Team one Architects (India) Pvt. Ltd. LIC No. CA/88/11886.	Now proposed:- Plan showing Stilt Floor Plan, podium 1,2,3 & 4, 1 st , 2 nd , 3 rd ,4 th , 5 th ,6 th ,7 th & 8 th Floor Plan, Front Elevation, Area Diagram, Section, Side Elevation, Layout Plan, Area Calculation, Area Statement.	2099.72 (3233.96 Free of FSI)	24.67	59.33	59.40	59.40	4560.58	4560.58	4271.39
				4 th Floor Plan	5 th Floor Plan	6 th Floor Plan	7 th Floor Plan	8 th Floor Plan			Total
				4560.58	4560.58	4560.58	4271.39	4560.58			38208.74
			Grant Total-	38208.74 m2							

Area of the plot .

Less 10% for recerational Area

Net Plot Area

Plinth Area

Ground coverage .

Total Built -up area

FSI consumed

= 192320.00 m2

= (-) 19232.00 m2

= 173088.00 m2

= 2099.72

= 5333.68 / 173088.00

= 38208.74 m2

= 38208.74/ 173088.00

= 0.03 < 0.50

= 0.22 < 1.00

O.K.

O.K.

Maruti S

Kalkutaki

Digitally signed by Maruti S Kalkutaki
DN: cn=N, o=Government Of Maharashtra,
ou=Maharashtra Industrial Development
Corporation, postalCode=400710, st=Maharashtra,
2.5.4.20=0b26d6d666766c78254f655232e7bf41d358
b6b50b8d394cb81578ee5a7f536,
2.5.4.45=032100281587D47BA1475D865AF5863889
DEB4527D210A364B0128E2DA6FE5AEAD387,
serialNumber=e6228485b2c6184491b58784f78ca1d
e0837059ceef2d9acd3f861f6909e6a20, cn=Maruti S
Kalkutaki
Date: 2019.10.11 16:49:39 +05'30'

Executive Engineer & SPA,
MIDC Division No. II, Mahape.

Imcc-Bldg. no. 1 Revalidation of CC

MAHARASHTRA INDUSTRIAL DEVELOPMENT CORPORATION
(A Government of Maharashtra Undertaking)



No. EE/MHP-II/IPMS/ E75896 /of 2021
Office of the Executive Engineer,
MIDC, Division No.2
Mahape - Navi Mumbai.
Date: 14/12/2021.

To,

M/s. Industrial Mineral and Chemical Company Pvt. Ltd.,
Plot No. 23, 23 Part, 24 & 24 Part,
TTC Industrial Area, Navi Mumbai

Sub :- TTC Industrial Area.....
Revalidation of approved building plan of factory building
on plot No. 23, 23 Part, 24 & 24 Part.

Ref :- 1) Plan Approval issued vide No. EE/SPA/MHP(C)/ 23, 23 Part,
24 & 24 Part/D-35970, dtd. 10/10/2019.
2) Your letter dtd. 14/09/2020
3) This office letter No. D27721, dtd. 10/12/2020.
4) Your letter dtd. 08/10/2021.
5) Area Manager, MIDC, vide letter No.
MIDC/ROMHP/TTC/3189, dtd. 10/12/2021.

Sir,

This office has accorded the approval to plans on this plot, vide letter under reference at Sr. No. (1). On request from your side, vide letter under reference at Sr. No. (2), this office vide letter at Sr. No. (3), has further validated the Commencement Certificate for the period of one year i.e. from 11/10/2020 to 10/10/2021.

The corporation has granted the extension for development period of 20 months i.e. upto 08/05/2023, which communicated by Area Manager, vide letter under reference at Sr. No. (5), accordingly. As per your request vide letter under reference at Sr. No. (4), REVALIDATION for further period of approved building plan vide letter under reference at Sr. No. (1) of factory building on plot No. 23, 23 Part, 24 & 24 Part, from 11/10/2021 to 10/10/2022 is considered herewith. "The terms & conditions of letter No. EE /SPA/MHP(C)/ 23, 23 Part, 24 & 24 Part/D-35970, dtd. 10/10/2019 will remain unchanged".

Thanking you,

Yours faithfully,

Rajaram

Rathod

Executive Engineer &
Special Planning Authority
MIDC, Dn.-II, Mahape.

Digitally signed by Rajaram Rathod
DN: cn=Rajaram Rathod, o=Maharashtra Industrial Development
Corporation

Reason: I am approving this document
Location: EE, Dn-II Mahape
Date: 2021.12.14 11:42:09 +05'30'

Copy submitted to :-

1. The Dy. Assessor & Collector, NMMC, Rabale, for information.
2. Chief Fire Officer, MIDC, Andheri, Mumbai for information.

Copy f.w.c.'s to :-

1. The Regional Officer, MIDC, Mahape for information.
2. Architect M/s. Team ONE Architects (P) Pvt. Ltd.



Maharashtra Pollution Control Board

5f4f786ca6b21f06f7f1b356

MAHARASHTRA POLLUTION CONTROL BOARD

Tel: 24010706/24010437
Fax: 24023516
Website: <http://mpcb.gov.in>
Email: cac-cell@mpcb.gov.in



Kalpataru Point, 2nd and
4th floor, Opp. Cine Planet
Cinema, Near Sion Circle,
Sion (E), Mumbai-400022

No:- Format1.0/CAC-CELL/UAN No.0000085051/CE-2009000093

Date: 02/09/2020

To,
M/s. INDUSTRIAL MINERALS & CHEMICAL
CO. PVT. LTD., "IMCC IT Park" Plot No.23,
23 (PT.) 24 & 24(PT), Plot No.23, 23 (PT.)
24 & 24(PT), TTC Industrial Area, MIDC,
Mahape, Navi Mumbai, Dist.Thane.

**Sub: Consent to Establish for proposed Commercial Development project
under L.S.I Red Category**

- Ref:** 1. Environment Clearance accorded vide letter SEIAA-EC-0000002300 dtd.
15/01/2020.
2. Minutes of Consent Appraisal Committee meeting held on 04/08/2020.

Your application NO. MPCB-CONSENT-0000085051

For: Grant of Consent to Establish under Section 25 of the Water (Prevention & Control of Pollution) Act, 1974 & under Section 21 of the Air (Prevention & Control of Pollution) Act, 1981 and Authorization / Renewal of Authorization under Rule 6 of the Hazardous & Other Wastes (Management & Transboundary Movement) Rules 2016 is considered and the consent is hereby granted subject to the following terms and conditions and as detailed in the schedule I, II, III & IV annexed to this order:

- The Consent to Establish is granted for a period upto commissioning of project**
- The capital investment of the project is Rs.415.75 Crs. (As per C.A Certificate submitted by industry).**
- The Consent to Establish is valid for Proposed Commercial Development project named as M/s. INDUSTRIAL MINERALS & CHEMICAL CO. PVT. LTD., "IMCC IT Park" Plot No.23, 23 (PT.) 24 & 24(PT), Plot No.23, 23 (PT.) 24 & 24(PT), TTC Industrial Area, MIDC, Mahape, Navi Mumbai, Dist.Thane. on Total Plot Area of 1,92,320 SqMtrs for construction BUA of 65,033.75 SqMtrs as per EC granted dated 15/01/2020 including utilities and services**

Sr.No	Permission Obtained	Plot Area (SqMtr)	BUA (SqMtr)
1	EC- dtd. 15/01/2020	192320.00	65033.75

- Conditions under Water (P&CP), 1974 Act for discharge of effluent:**

Sr No	Description	Permitted (in CMD)	Standards to Disposal
1.	Trade effluent	Nil	Nil



Maharashtra Pollution Control Board

5f4f786ca6b21f06f7f1b356

Sr No	Description	Permitted	Standards to	Disposal
2.	Domestic effluent	219	As per Schedule - I	The treated effluent shall be 60% recycled for secondary purposes such as toilet flushing, air conditioning, cooling tower make up, firefighting etc. and remaining shall be connected to the sewerage system provided by local body

5. Conditions under Air (P& CP) Act, 1981 for air emissions:

Stack No.	Description of stack / source	Number of Stack	Standards to be achieved
S-1,S-2,S-3	DG Sets 1500 KVA x 3	03	As per Schedule -II

6. Conditions under Solid Waste Rules, 2016:

Sr No	Type Of Waste	Quantity & UoM	Treatment	Disposal
1	Biodegradable waste	229 Kg/Day	Organic waste converter followed by Composting facility.	Used as Manure.
2	Non-Biodegradable waste	344 Kg/Day	Segregation	By Sale to Auth. Vendor
3	STP Sludge	33 Kg/Day	Filter press	Used as a Manure.
4	E- waste	344 Kg/M	Stored separately	By Sale to Auth. Vendor.

7. Conditions under Hazardous & Other Wastes (M & T M) Rules 2016 for treatment and disposal of hazardous waste:

Sr No	Category No.	Quantity	UoM	Treatment	Disposal
1	5.1 Used /spent oil	60	Ltr/A	Storage	By sale to Auth. reprocessor.

- This Board reserves the right to review, amend, suspend, revoke etc. this consent and the same shall be binding on the industry.
- This consent should not be construed as exemption from obtaining necessary NOC/permission from any other Government agencies.
- PP shall provide STP so as to achieve the treated domestic effluent standard for the parameter BOD-10 mg/lit.
- The treated effluent shall be 60% recycled for secondary purposes such as toilet flushing, air conditioning, cooling tower make up, firefighting etc. and remaining shall be utilized on land for gardening.
- PP shall install online monitoring system for BOD, TSS and flow at the outlet of STP with connectivity to MPCB Server.
- PP shall submit BG of Rs. 25 Lakhs towards compliance of EC and Consent to Establish condition.
- PP shall install organic waste digester along with composting facility/biodigester (biogas) with composting facility for the treatment of wet garbage.
- PP shall obtain NOC from competent authority with reference to Thane creek flamingo sanctuary prior to commencement of the project and submit copy of the same to the Board Office.



Maharashtra Pollution Control Board

5f4f786ca6b21f06f7f1b356

For and on behalf of the
Maharashtra Pollution Control Board.

(E. Ravendran IAS),
Member Secretary

Received Consent fee of -

Sr.No	Amount(Rs.)	Transaction/DR.No.	Date	Transaction Type
1	831500.00	5456976	26/12/2019	NEFT

Copy to:

1. Regional Officer, MPCB, Navi Mumbai and Sub-Regional Officer, MPCB, Navi Mumbai
II
- They are directed to ensure the compliance of the consent conditions.
2. Chief Accounts Officer, MPCB, Sion, Mumbai





SCHEDULE-I

Terms & conditions for compliance of Water Pollution Control:

- 1) A] As per your application, you have proposed to provide MBR based Sewage Treatment Plants (STPs) of combined capacity **295 CMD for treatment of domestic effluent of 219 CMD.**
- B] The Applicant shall operate the sewage treatment plant (STP) to treat the sewage so as to achieve the following standards prescribed by the Board or under EP Act, 1986 and Rules made there under from time to time, whichever is stringent.

Sr. No.	Parameters	Standards prescribed by Board
		Limiting Concentration in mg/l, except for pH
1.	BOD (3 days 27o C)	10
2.	Suspended Solids	20
3.	COD	50
4.	Residual Chlorine	1ppm

- C] The treated domestic effluent shall be 60% recycled for secondary purposes such as toilet flushing, air conditioning, cooling tower make up, firefighting etc. and remaining shall be utilized on land for gardening and connected to the sewerage system provided by local body.
- 2) The Board reserves its rights to review plans, specifications or other data relating to plant setup for the treatment of waterworks for the purification thereof & the system for the disposal of sewage or trade effluent or in connection with the grant of any consent conditions. The Applicant shall obtain prior consent of the Board to take steps to establish the unit or establish any treatment and disposal system or and extension or addition thereto.
- 3) The industry shall ensure replacement of pollution control system or its parts after expiry of its expected life as defined by manufacturer so as to ensure the compliance of standards and safety of the operation thereof.
- 4) **The Applicant shall comply with the provisions of the Water (Prevention & Control of Pollution) Act, 1974 and as amended, and other provisions as contained in the said act.**

Sr. No.	Purpose for water consumed	Water consumption quantity (CMD)
1.	Industrial Cooling, spraying in mine pits or boiler feed	0.00
2.	Domestic purpose	247.00
3.	Processing whereby water gets polluted & pollutants are easily biodegradable	0.00
4.	Processing whereby water gets polluted & pollutants are not easily biodegradable and are toxic	0.00

- 5) The Applicant shall provide Specific Water Pollution control system as per the conditions of EP Act, 1986 and rule made there under from time to time.



SCHEDULE-II

Terms & conditions for compliance of Air Pollution Control:

- 1) As per your application, you have proposed to provide the Air pollution control (APC) system and also proposed to erect following stack (s) and to observe the following fuel pattern-

Stack No.	Stack Attached To	APC System	Height in Mtrs.	Type of Fuel	Quantity & UoM
S-1	DG Set 1500 KVA	Acoustic enclosure	7.75	HSD	105 Ltr/Hr
S-2	DG Set 1500 KVA	Acoustic enclosure	7.75	HSD	105 Ltr/Hr
S-3	DG Set 1500 KVA	Acoustic enclosure	7.75	HSD	105 Ltr/Hr

- 2) The applicant shall operate and maintain above mentioned air pollution control system, so as to achieve the level of pollutants to the following standards.

Total Particular matter	Not to exceed	150 mg/Nm ³
-------------------------	---------------	------------------------

- 3) The Applicant shall obtain necessary prior permission for providing additional control equipment with necessary specifications and operation thereof or alteration or replacement well before its life come to an end or erection of new pollution control equipment.
- 4) The Board reserves its rights to vary all or any of the condition in the consent, if due to any technological improvement or otherwise such variation (including the change of any control equipment, other in whole or in part is necessary).
- 5) **Conditions for utilities like Kitchen, Eating Places, Canteens:-**
- The kitchen shall be provided with exhaust system chimney with oil catcher connected to chimney through ducting.
 - The toilet shall be provided with exhaust system connected to chimney through ducting.
 - The air conditioner shall be vibration proof and the noise shall not exceed 68 dB(A).
 - The exhaust hot air from A.C. shall be attached to Chimney at least 5 mtrs. higher than the nearest tallest building through ducting and shall discharge into open air in such a way that no nuisance is caused to neighbors.



Maharashtra Pollution Control Board

5f4f786ca6b21f06f7f1b356

SCHEDULE-III Details of Bank Guarantees:

Sr. No.	Consent(C2E/C2O/C2R)	Amt of BG Imposed	Submission Period	Purpose of BG	Compliance Period	Validity Date
1	Consent to Establish	25 Lakh	15 days	Towards Compliance of EC & Consent conditions.	COU	Up to Commissioning of the Unit or 5 years whichever is earlier.

** The above Bank Guarantee(s) shall be submitted by the applicant in favour of Regional Officer at the respective Regional Office within 15 days of the date of issue of Consent.
Existing BG obtained for above purpose if any may be extended for period of validity as above.

BG Forfeiture History

Srno.	Consent (C2E/C2O/C2R)	Amount of BG Imposed	Submission Period	Purpose of BG	Amount of BG Forfeiture	Reason of BG Forfeiture
NA						



SCHEDULE-IV

Conditions during construction phase

A	During construction phase, applicant shall provide temporary sewage and MSW treatment and disposal facility for the staff and worker quarters.
B	During construction phase, the ambient air and noise quality shall be maintained and should be closely monitored through MoEF approved laboratory.
C	Noise should be controlled to ensure that it does not exceed the prescribed standards. During night time the noise levels measured at the boundary of the building shall be restricted to the permissible levels to comply with the prevalent regulations.

General Conditions:

- 1 The applicant shall provide facility for collection of samples of sewage effluents, air emissions and hazardous waste to the Board staff at the terminal or designated points and shall pay to the Board for the services rendered in this behalf.
- 2 The firm shall strictly comply with the Water (P&CP) Act, 1974, Air (P&CP) Act, 1981 and Environmental Protection Act 1986 and Solid Waste Management Rule 2016, Noise (Pollution and Control) Rules, 2000 and E-Waste (Management & Handling Rule 2011.
- 3 Drainage system shall be provided for collection of sewage effluents. Terminal manholes shall be provided at the end of the collection system with arrangement for measuring the flow. No sewage shall be admitted in the pipes/sewers downstream of the terminal manholes. No sewage shall find its way other than in designed and provided collection system.
- 4 Vehicles hired for bringing construction material to the site should be in good condition and should conform to applicable air and noise emission standards and should be operated only during non-peak hours.
- 5 Conditions for D.G. Set
 - a) Noise from the D.G. Set should be controlled by providing an acoustic enclosure or by treating the room acoustically.
 - b) Industry should provide acoustic enclosure for control of noise. The acoustic enclosure/ acoustic treatment of the room should be designed for minimum 25 dB (A) insertion loss or for meeting the ambient noise standards, whichever is on higher side. A suitable exhaust muffler with insertion loss of 25 dB (A) shall also be provided. The measurement of insertion loss will be done at different points at 0.5 meters from acoustic enclosure/room and then average.
 - c) Industry should make efforts to bring down noise level due to DG set, outside industrial premises, within ambient noise requirements by proper siting and control measures.
 - d) Installation of DG Set must be strictly in compliance with recommendations of DG Set manufacturer.
 - e) A proper routine and preventive maintenance procedure for DG set should be set and followed in consultation with the DG manufacturer which would help to prevent noise levels of DG set from deteriorating with use.
 - f) D.G. Set shall be operated only in case of power failure.
 - g) The applicant should not cause any nuisance in the surrounding area due to operation of D.G. Set.
 - h) The applicant shall comply with the notification of MoEFCC, India on Environment (Protection) second Amendment Rules vide GSR 371(E) dated 17.05.2002 and its amendments regarding noise limit for generator sets run with diesel.



Maharashtra Pollution Control Board

5f4f786ca6b21f06f7f1b356

- 6 Solid Waste - The applicant shall provide onsite municipal solid waste processing system & shall comply with Solid Waste Management Rule 2016 & E-Waste (M & H) Rule 2011.
- 7 Affidavit undertaking in respect of no change in the status of consent conditions and compliance of the consent conditions the draft can be downloaded from the official web site of the MPCB.
- 8 Applicant shall submit official e-mail address and any change will be duly informed to the MPCB.
- 9 The treated sewage shall be disinfected using suitable disinfection method.
- 10 The firm shall submit to this office, the 30th day of September every year, the environment statement report for the financial year ending 31st march in the prescribed Form-V as per the provision of rule 14 of the Environmental (Protection) Second Amended rule 1992.
- 11 The applicant shall obtain Consent to Operate from Maharashtra Pollution Control Board before commissioning of the project.



APPLICATION FORM AND MEDICAL HEIGHT REPORT

To be filled by User/ contractor engaged in height work

(Mandatory for personnel working at height of 2 meter and above the ground or floor)

Serial No.: 2014

Date of application: 14/5/2023

Note: Valid only for 6 months from date of issue unless cancelled/withdrawn earlier by the issuing authority. It can be revalidated free of cost on due application to THDCL EHS Coordinator. In case of loss of the pass, applicant must apply and appear for the practical test again.

1. Full Name of applicant (Block letters): ARBAJ
2. Present address: Raibane Camp
3. Date of birth, if available: 22/3/2005
4. Age and Sex: 1841M
5. Height and weight: 170 cm and 48 kg.
6. Trade of the applicant: Helper Fitter
7. Name of Contractor: NECPL
8. Contract work order No. :
9. Description of present Job: Helper Fitter

10. Declaration: I hereby declare that the above information furnished by me is true and correct. I shall always wear the safety helmet, safety shoes, safety harness and other required Personal Protective Equipment and tie the life line whenever working at height. I shall not misuse the height pass issued to me or transfer it to any other person. I shall never come to duty or work at height / depth under influence of alcohol. I shall always display the height pass while on duty.

ARBAJ

Date: 14/5/2023

Signature and Name of the applicant

Background check (by THDCL EHS Coordinator):

1	Previous employer detail	—
2	Total work experience (in months)	—
3	Height work experience (in months)	—
4	Awareness about hazards & risk related to height work (Y/N)	YES
5	Awareness about control measures to be implemented (Y/N)	YES

Date: 14/5/2023

Signature and Name of TRIL/PMC/Contractor EHS Coordinator

APPLICATION FORM AND MEDICAL HEIGHT REPORT

MEDICAL & PHYSICAL TEST

MEDICAL EXAMINATION:

1	Blood pressure	Pre: 120/86 mm of Hg.	Post: 130/82 mm of Hg.
2	Pulse rate	Pre: / minute 76/m	Post: 76 / minute
3	Flat foot	} NAD	
4	Epilepsy		
5	Vertigo		
6	Limping gait		
7	Colour blindness		
8	Hearing test		
9	Vision test		NIS
10	Height Foiba		NO

PHYSICAL EXAMINATION:

(The above applicant has appeared at the following practical test conducted in presence of doctor, EHS Coordinator and contractor supervisor and the results are given below)

Sr. No.	Test activity/ observation	Pass/ Fail& Remark
1	Wearing of required PPE's properly and anchoring the safety harness to the static lifeline	pass
2	Walking freely on the horizontal ramp with confidence	pass
3	General physique & reflexes	pass
4	Any other Notifiable observation	Nil

Physical & Medical Fitness: ☒ FIT/ ☐ UNFIT

He has been issued a height pass bearing Sr. No. 2914

If found Unfit mention reason:

DR. Koushik Saha
MBBS
MEDICAL PRACTITIONER
MMC NO. :2019053940

14/5/2023
Date & time of Medical Test:

Name and Signature of Medical Officer

Registration No. and seal

FORM XI

[SEE RULE 233(C)]

CERTIFICATE OF MEDICAL EXAMINATION

1. Certificate Serial No. 2914Date 14/5/20232. Name Arbay3. Identification marks: (1) Bm on face (2) _____4. Father's Name Nurshad.5. Sex 1841m6. Residence Ram camp son/daughter of Nurshad7. Date of birth, if available 22/3/2005 and / or certificate age 1841m8. Physical Fitness Fit on physically

I hereby certify that I have personally examined (name) Arbay son/daughter/wife of Nurshad residing at Ram camp who is desirous of being employed in building and construction work and that his/her age as nearly as can be ascertained from my examination is 1841m year and that he/she is fit for employment in fit as an adult/adolescent.

8. Reason for—
Helper

(1) refusal of certificate _____

(2) certificate being revoked _____

• ARRAJ

Signature/Left hand Thumb impression of
building workers

DR. KUSHIK SAHA
MBBS
MEDICAL PRACTITIONER
MMC NO. :2019053940

Signature with Seal

Medical Inspector/C.M.O.

Note: 1. Exact details of cause of physical disability should be clearly stated. 2. functional/productive abilities should also be stated if disability is stated.

Name of project:

Inclusion park

Name of the contractor:

NECL



TC-5600

ISO 9001 : 2015

ISO 45001 : 2018

Lab : Survey No. 93/A, Conformity Hissa No.2 G.V.Brothers Bldg., Bata Compound, Khopat, Near Flower Valley, Thane (West) - 400 601, Maharashtra, India.

Tele : +91 22 2547 49 07 / +91 22 2547 62 17 Email : lab@ultratech.in Visit us at : www.ultratech.in

TEST REPORT

ISSUED TO: M/s. INDUSTRIAL MINERAL & CHEMICAL COMPANY PVT
Plot No.23 Part, MIDC Trans Thane Creek, Zone A,
Industrial Area,Village-Savli,Ghansoli,

ULR NO. : ULR-TC5600220000003758F
REPORT NO. : UT/ELS/REPORT/6031/11-2022
ISSUE DATE : 8/11/2022
YOUR REF. : 5500015783
REF. DATE : 09/02/2020

SAMPLE PARTICULARS		AMBIENT AIR QUALITY MONITORING	
Sampling Plan Ref. No.:	41-10/2022	Location Code	1
Sampling Procedure	UT/LQMS/SOP/AA01A	Sample Location	At Site Office
Date & Time of Sampling	27/10/2022 16:15 Hrs. to 28/10/2022 16:15 Hrs.	GPS Co-ordinates	N 19°11'34.3", E 73°01'21.8"
Sample Registration Date	28/10/2022	Sample Collected By	ULTRA TECH
Analysis Starting Date	28/10/2022	Height of Sampler	1 Meter
Analysis Completion Date	31/10/2022	Sampling Duration	24:00 Hours:Minutes
Ambient Air Temperature	21.3 °C to 35.2 °C	Sample Lab Code	UT/ELS/440/10-2022
Relative Humidity	47.2 % to 63.4 %		

Sr. No.	Test Parameter	Test Method	Test Result	Unit	NAAQMS Industrial, Residential, Rural and Other Area 24 Hrs. or 1 Hr**
1	Sulphur Dioxide (SO ₂)	IS 5182 (Part 2) : 2001	BDL[DL=5]	µg/m ³	80
2	Oxides of Nitrogen (NO _x)	IS 5182 (Part 6) : 2006	23	µg/m ³	80
3	Particulate Matter (PM ₁₀)	EPA/625/R-96/010a Compendium Method 10-2.1	93	µg/m ³	100
4	Particulate Matter (PM _{2.5})	IS 5182 (Part 24) : 2019	36	µg/m ³	60
5	Carbon Monoxide (CO) [†]	IS 5182 (Part 10) : 1999	1.3	mg/m ³	4

†: Sampling Period 1 Hr.

BDL: Below Detection Limit

DL=Detection Limit

Remark/ Statement of Conformity: The parameters tested above are found to be within 24 hourly TWA of National Ambient Air Quality Monitoring Standard (NAAQMS), Part III- Section IV.

Sampling Equipment Details	Instrument Used	Lab ID	Make	Model	Sl. No.	Calibration Valid up to
	Respirable Dust Sampler	UT/LAB/191	Politech	PEM-RDS 9	1018	21/01/2023
	Fine Dust Sampler	UT/LAB/111	Politech	PEM-ADS 2.5/10µ	18513	02/03/2023

Note: 1. Samples were collected by following laboratory's SOP (UT/LQMS/SOP/AA01A) based on CPCB Guidelines - National Ambient Air Quality Monitoring Series: NAAQMS/2003-04 and respective test methods.

2. This test report refers only to the sample tested.

3. Monitoring area coming under industrial areas and observed values are relevant to sample collected only.

4. This test report may not be reproduced in part, without the permission of this laboratory.

5. Any correction invalidates this test report.

6. Weather during sampling was Sunny.

7. **Time weighted average shall be complied with 98% of the time in a year. 2% of the time, they may exceed the limits but not on two consecutive monitorings.

- END OF REPORT -



For ULTRA TECH,

Meghan Patil

(Authorized Signatory)



TC-5600

ISO 9001 : 2015

ISO 45001 : 2018

Lab : Survey No. 93/A, Conformity Hissa No.2 G.V.Brothers Bldg., Bata Compound, Khopat, Near Flower Valley, Thane (West) - 400 601, Maharashtra, India.

Tele : +91 22 2547 48 07 / +91 22 2547 62 17 Email : lab@ultratech.in Visit us at : www.ultratech.in

TEST REPORT

ISSUED TO: M/s. INDUSTRIAL MINERAL & CHEMICAL COMPANY PVT
Plot No.23 Part, MIDC Trans Thane Creek, Zone A,
Industrial Area, Village-Savli, Ghansoli,

ULR NO. : ULR-TC560022000003759F
REPORT NO. : UT/ELS/ REPORT/6032/11-2022
ISSUE DATE : 8/11/2022
YOUR REF. : 5500015783
REF. DATE : 09/02/2020

SAMPLE PARTICULARS		AMBIENT AIR QUALITY MONITORING	
Sampling Plan Ref. No.:	41-10/2022	Location Code	2
Sampling Procedure	UT/LQMS/SOP/AA01A	Sample Location	Part-I Near Steel Yard
Date & Time of Sampling	27/10/2022 16:30 Hrs. to 28/10/2022 16:30 Hrs.	GPS Co-ordinates	N 19°06'52.2", E 73°00'41.3"
Sample Registration Date	28/10/2022	Sample Collected By	ULTRA TECH
Analysis Starting Date	28/10/2022	Height of Sampler	1 Meter
Analysis Completion Date	31/10/2022	Sampling Duration	24:00 Hours:Minutes
Ambient Air Temperature	21.2 °C to 35.3 °C	Sample Lab Code	UT/ELS/441/10-2022
Relative Humidity	47.3 % to 63.5 %		

Sr. No.	Test Parameter	Test Method	Test Result	Unit	NAAQMS Industrial, Residential, Rural and Other Area 24 Hrs. or 1 Hr**
1	Sulphur Dioxide (SO ₂)	IS 5182 (Part 2) : 2001	BDL[DL=5]	µg/m ³	80
2	Oxides of Nitrogen (NO _x)	IS 5182 (Part 6) : 2006	19	µg/m ³	80
3	Particulate Matter (PM ₁₀)	EPA/625/R-96/010a Compendium Method IO-2.1	75	µg/m ³	100
4	Particulate Matter (PM _{2.5})	IS 5182 (Part 24) : 2019	28	µg/m ³	60
5	Carbon Monoxide (CO) [†]	IS 5182 (Part 10) : 1999	1.3	mg/m ³	4

†: Sampling Period 1 Hr.

BDL: Below Detection Limit

DL=Detection Limit

Remark/ Statement of Conformity: The parameters tested above are found to be within 24 hourly TWA of National Ambient Air Quality Monitoring Standard (NAAQMS), Part III- Section IV.

Sampling Equipment Details	Instrument Used	Lab ID	Make	Model	Sl. No.	Calibration Valid up to
	Respirable Dust Sampler	UT/LAB/172	Politech	PEM-RDS 9	315	03/10/2023
	Fine Dust Sampler	UT/LAB/121	Politech	PEM-ADS 2.5/10µ	19013	06/10/2023

Note: 1. Samples were collected by following laboratory's SOP (UT/LQMS/SOP/AA01A) based on CPCB Guidelines : National Ambient Air Quality Monitoring Series: NAAQMS/2003-04 and respective test methods.

2. This test report refers only to the sample tested.

3. Monitoring area coming under industrial areas and observed values are relevant to sample collected only.

4. This test report may not be reproduced in part, without the permission of this laboratory.

5. Any correction invalidates this test report.

6. Weather during sampling was : Sunny & Clear.

7. **Time weighted average shall be complied with 98% of the time in a year, 2% of the time, they may exceed the limits but not on two consecutive monitorings.

- END OF REPORT -



For ULTRA TECH,

Meghan Patil

(Authorized Signatory)



TC-5600

ISO 9001 : 2015

ISO 45001 : 2018

Lab : Survey No. 93/A, Conformity Hissa No.2 G.V.Brothers Bldg., Bata Compound, Khopat, Near Flower Valley, Thane (West) - 400 601, Maharashtra, India.
Tele : +91 22 2547 49 07 / +91 22 2547 62 17 Email : lab@ultratech.in Visit us at : www.ultratech.in

TEST REPORT

ISSUED TO: M/s. INDUSTRIAL MINERAL & CHEMICAL COMPANY PVT
Plot No.23 Part, MIDC Trans Thane Creek, Zone A,
Industrial Area, Village-Savli, Ghansoli,

ULR NO. : ULR-TC560022000003760F
REPORT NO. : UT/ELS/REPORT/6033/11-2022
ISSUE DATE : 8/11/2022
YOUR REF. : 5500015783
REF. DATE : 09/02/2020

SAMPLE PARTICULARS		AMBIENT AIR QUALITY MONITORING	
Sampling Plan Ref. No.:	41-10/2022	Location Code	3
Sampling Procedure	UT/LQMS/SOP/AA01A	Sample Location	Part-III Near Workman Rest Room
Date & Time of Sampling	27/10/2022 16:45 Hrs. to 28/10/2022 16:45 Hrs.	GPS Co-ordinates	N 19°06'54.6", E 73°00'44.5"
Sample Registration Date	28/10/2022	Sample Collected By	ULTRA TECH
Analysis Starting Date	28/10/2022	Height of Sampler	1 Meter
Analysis Completion Date	31/10/2022	Sampling Duration	24:00 Hours:Minutes
Ambient Air Temperature	21.3 °C to 35.2 °C	Sample Lab Code	UT/ELS/442/10-2022
Relative Humidity	47.4 % to 65.4 %		

Sr. No.	Test Parameter	Test Method	Test Result	Unit	NAAQMS Industrial, Residential, Rural and Other Area 24 Hrs. or 1 Hr**
1	Sulphur Dioxide (SO ₂)	IS 5182 (Part 2) : 2001	BDL[DL=5]	µg/m ³	80
2	Oxides of Nitrogen (NO _x)	IS 5182 (Part 6) : 2006	26	µg/m ³	80
3	Particulate Matter (PM ₁₀)	EPA/625/R-96/010a Compendium Method 10-2.1	89	µg/m ³	100
4	Particulate Matter (PM _{2.5})	IS 5182 (Part 24) : 2019	33	µg/m ³	60
5	Carbon Monoxide (CO) [†]	IS 5182 (Part 10) : 1999	1.3	mg/m ³	4

†: Sampling Period 1 Hr.

BDL: Below Detection Limit

DL=Detection Limit

Remark/ Statement of Conformity: The parameters tested above are found to be within 24 hourly TWA of National Ambient Air Quality Monitoring Standard (NAAQMS), Part III- Section IV.

Sampling Equipment Details	Instrument Used	Lab ID	Make	Model	Sl. No.	Calibration Valid up to
	Respirable Dust Sampler	UT/LAB/171	Politech	PEM-RDS 9	215	03/10/2023
	Fine Dust Sampler	UT/LAB/217	Politech	PEM-ADS 2.5/10µ	3220	17/02/2023

Note: 1. Samples were collected by following laboratory's SOP (UT/LQMS/SOP/AA01A) based on CPCB Guidelines - National Ambient Air Quality Monitoring Series: NAAQMS/2009-04 and respective test methods.

2. This test report refers only to the sample tested.

3. Monitoring area coming under Industrial areas and observed values are relevant to sample collected only.

4. This test report may not be reproduced in part, without the permission of this laboratory.

5. Any correction invalidates this test report.

6. Weather during sampling was: Sunny & Clear.

7. **Time weighted average shall be complied with 98% of the time in a year, 2% of the time, they may exceed the limits but not on two consecutive monitorings.

- END OF REPORT -

For ULTRA TECH,

Meghan Patil
(Authorized Signatory)



Lab : Survey No. 93/A, Conformity Hissa No.2 G.V.Brothers Bldg., Bata Compound, Khopat, Near Flower Valley, Thane (West) - 400 601, Maharashtra, India.
Tele : +91-22-2547 49 07 / +91-22-2547 62 17 **Email :** lab@ultratech.in **Visit us at :** www.ultratech.in

TEST REPORT

ISSUED TO: INDUSTRIAL MINERAL & CHEMICAL COMPANY PVT LTD

Plot No.23 Part,MIDC Trans Thane Creek, Zone A,

Industrial Area,Village-Savli,Ghansoli,

NaviMumbai - 400710

REPORT NO. : UT/ELS/REPORT/6045/11-2022

ISSUE DATE : 09/11/2022

YOUR REF. : 5500015783

REF. DATE : 09/02/2020

SAMPLE PARTICULARS :

Sampling Plan Ref. No. : 41-10/2022
Sampling Procedure : UT/LQMS/SOP/W01A
Sample Registration Date : 28/10/2022
Date & Time of Sampling : 27/10/2022 at 17:00Hrs
Analysis Starting Date : 28/10/2022
Analysis Completion Date : 04/11/2022
Sample Collected By : ULTRA TECH
Sample Lab Code : UT/ELS/427/10-2022

WATER SAMPLE ANALYSIS

Sample Type : Drinking Water
Sample Location : Mineral Water Bottle At Store
Sample Quantity & Packing Details : 2 L in Plastic Container.

Sr. No.	Test Parameter	Test Method	Test Result	Unit	Standard Limits [IS 10500 : 2012]
PHYSICAL PARAMETERS:-					
1.	Turbidity	IS 3025 (Part 10) 1984	BDL[DL=0.1]	NTU	1
CHEMICAL PARAMETERS:-					
2.	pH	IS 3025 (Part 11) 2022	7.6	-	6.5 - 8.5
3.	Electrical Conductivity	APHA 23rd Ed. 2510 B	54	µS/cm	-
4.	Total Dissolved Solids	IS 3025 (Part 16) 1984	35	mg/L	500
5.	Total Hardness as CaCO ₃	IS 3025 (Part 21) 2009	22	mg/L	200
6.	Total Alkalinity as CaCO ₃	IS 3025 (Part 23) 1986	19	mg/L	200
7.	Sulphate as SO ₄ ²⁻	APHA 23rd Ed. 4500- SO42- E	2	mg/L	200
8.	Phosphate as PO ₄ ³⁻ -P	APHA 23rd Ed. 4500 P D E	BDL [DL=0.01]	mg/L	-
9.	Chlorides as Cl ⁻	IS 3025 (Part 32) 1980	6	mg/L	250
10.	Ammonical Nitrogen as NH ₃ -N	APHA 23rd Ed. 4500- NH3- F	BDL [DL=0.01]	mg/L	0.5
11.	Nitrates as NO ₃ -N	IS 3025 (Part 34) 1980	0.7	mg/L	45
12.	Calcium as Ca	IS 3025 (Part 40) 1991	5	mg/L	75
13.	Magnesium as Mg	IS 3025 (Part 46) 1994	2	mg/L	30
14.	Potassium as K	APHA 23rd Ed. 3500 K	0.1	mg/L	-
15.	Sodium as Na	APHA 23rd Ed. 3500 Na	3.6	mg/L	-
16.	Iron as Fe	IS 3025 (Part 53) 2003	BDL [DL=0.06]	mg/L	0.3
17.	Fluoride as F ⁻	APHA 23rd Ed. 4500-F-B,D	BDL[DL=0.2]	mg/L	1.0
DL - Detection Limit			BDL - Below Detection Limit		

Remark/ Statement of Conformity: The given sample conforms with standard specifications wherever applicable as per IS 10500:2012 for above analyzed parameters.

- Note:**
1. Samples was collected using laboratory's SOP (UT/LQMS/SOP/W01A) based on CPCB's Guide Manual: Water & Wastewater Analysis, APHA 23rd Edition and IS3025 (Part 1).
 2. This test report refers only to the sample tested.
 3. This test report may not be reproduced in part, without the permission of this laboratory.
 4. Any correction invalidates this test report.
 5. This test report shall be referred along with Test Report No. UT/ELS/REPORT/6046/11-2022 dated 09/11/2022 for final conclusion.

- END OF REPORT -



For ULTRA-TECH

(Signature)

Meghan Patil

(Authorized Signatory)

Lab : Survey No. 93/A, Conformity Hissa No.2 G.V.Brothers Bldg., Beta Compound, Khopat, Near Flower Valley, Thane (West) - 400 601, Maharashtra, India.
Tele : +91 22 2547 49 07 / +91 22 2547 62 17 Email : lab@ultratech.in Visit us at : www.ultratech.in

TEST REPORT

ISSUED TO: INDUSTRIAL MINERAL & CHEMICAL COMPANY PVT LTD

Plot No.23 Part, MIDC Trans Thane Creek, Zone A,

Industrial Area, Village-Savli, Ghansoli,

Navi Mumbai - 400710

REPORT NO. : UT/ELS/REPORT/6046/11-2022**ISSUE DATE** : 09/11/2022**YOUR REF.** : 5500015783**REF. DATE** : 09/02/2020**SAMPLE PARTICULARS**

Sampling Plan Ref. No. : 41-10/2022
Sampling Procedure : UT/LQMS/SOP/W01A
Sample Registration Date : 28/10/2022
Date & Time of Sampling : 27/10/2022 at 17:00Hrs
Analysis Starting Date : 28/10/2022
Analysis Completion Date : 04/11/2022
Sample Collected By : ULTRATECH
Sample Lab Code : UT/ELS/427/10-2022

WATER SAMPLE ANALYSIS

Sample Type : Drinking Water
Sample Location : Mineral Water Bottle At Store
Sample Quantity & Packing Details : 2 L in Plastic Container and 100ml in Sterile Corning Bottle

Sr. No.	Test Parameter	Test Method	Test Result	Unit	Standard Limits [IS 10500 : 2012]
CHEMICAL PARAMETERS:-					
1.	Phenolphthalein Alkalinity as CaCO ₃	IS 3025 (Part 23) 1986	BDL [DL=1]	mg/L	—
2.	Calcium Hardness as CaCO ₃	IS 3025 (Part 40) 1991	12	mg/L	—
3.	Lead as Pb	IS 3025 (Part 47) 1994	BDL [DL=0.6]	mg/L	0.01
BACTERIOLOGICAL PARAMETERS:					
4.	Total Coliform	IS 1622 : 1981	BDL [DL=2]	MPN/100 ml	0
5.	F.Coli	IS 1622 : 1981	BDL [DL=2]	MPN/100 ml	0
6.	E.Coli	IS 1622 : 1981	Absent	-	Absent
DL - Detection Limit				BDL - Below Detection Limit	

Remark/ Statement of Conformity: Nil

Note: 1. Samples was collected using laboratory's SOP (UT/LQMS/SOP/W01A) based on CPCB's Guide Manual: Water & Wastewater Analysis, APHA 23rd Edition and IS 3025 (Part 1).
2. This test report refers only to the sample tested.
3. This test report may not be reproduced in part, without the permission of this laboratory.
4. Any correction invalidates this test report.
5. Parameter/s tested is/are not covered under NABL scope.
6. This test report shall be referred along with Test Report No. UT/ELS/REPORT/6045/11-2022 Dated 09/11/2022 for final conclusion

- END OF REPORT -


For ULTRA-TECH

Meghan Patil
(Authorized Signatory)

Lab : Survey No. 93/A, Conformity Hissa No.2 G.V.Brothers Bldg., Beta Compound, Khopat, Near Flower Valley, Thane (West) - 400 601, Maharashtra, India.
Tele : +91 22 2547 49 07 / +91 22 2547 62 17 Email : lab@ultratech.in Visit us at : www.ultratech.in

TEST REPORT

ISSUED TO: INDUSTRIAL MINERAL & CHEMICAL COMPANY PVT LTD

Plot No.23 Part, MIDC Trans Thane Creek, Zone A,
Industrial Area, Village-Savli, Ghansoli,
Navi Mumbai - 400710

REPORT NO. : UT/ELS/REPORT/6487/12-2022**ISSUE DATE :** 01/12/2022**YOUR REF. :** 5500015783**REF. DATE :** 09/02/2020**SAMPLE PARTICULARS****Sampling Plan Ref. No. :** 41-10/2022**Date of Monitoring :** 27/10/2022**NOISE LEVEL QUALITY MONITORING****Sample Lab Code :** UT/ELS/443/10-2022**Survey Done By :** ULTRA TECH

Sr. No.	Location	Noise Level Reading in dB(A)	
		Time (Hrs) Day dB(A)	Day dB(A)
01.	Project Site Office (Near Main Gate)	17:00 to 17:05	62.5
02.	At Safety Office Near Assembly Point	17:10 to 17:15	66.4
03.	Part-I Steel Yard	17:20 to 17:25	66.8
04.	Near Tower Crane	17:30 to 17:35	69.3
05.	Store	17:40 to 17:45	54.6
06.	Workman Rest Room	17:50 to 17:55	67.3

Remark/ Statement of Conformity: The Noise Pollution (Regulation And Control) Rules, 2000: Is Provided as Annexure II for Your Reference.
(Turnover to find Annexure).

Note: 1. Monitoring area coming under Residential Area.
2. Noise level monitored is an average for period as stated above, the permissible sound pressure level is to be determined with respect to the total time a workman is being exposed (continuously or a number of short term exposures per day) in Hrs.

Sampling Equipment Details	Instrument Used	Make & Model	Calibration Status
	Sound Level Meter	Make - 3M Solutions; Model - SE-402 Class 2; Sr. no. SE40210809	Valid up to - 30/12/2022

Note: 1. This test report refers only to the monitoring conducted.
2. This test report may not be reproduced in part, without the permission of this laboratory.
3. Any correction invalidates this test report.

- END OF REPORT -



For ULTRA-TECH,

Meghan Patil
(Authorized Signatory)

ANNEXURE-II

THE NOISE POLLUTION (REGULATION AND CONTROL) RULES, 2000

(The Principal Rules were published in the Gazette of India, vide S.O. 123(E), dated 14.2.2000 and subsequently amended vide S.O. 1046(E), dated 22.11.2000, S.O. 1088(E), dated 11.10.2002, S.O. 1569 (E), dated 19.09.2006 and S.O. 50 (E) dated 11.01.2010 under the Environment (Protection) Act, 1986.)

• SCHEDULE

(See rule 3(1) and 4(1))

Ambient Air Quality Standards in respect of Noise

Area Code	Category of Area / Zone	Limits in dB(A) Leq	
		Day Time	Night Time
A	Industrial Area	75	70
B	Commercial Area	65	55
C	Residential Area	55	45
D	Silence Zone	50	40

- Note:
1. Day time shall mean from 6.00 a.m. to 10.00 p.m.
 2. Night time shall mean from 10.00 p.m. to 6.00 a.m.
 3. Silence zone is an area comprising not less than 100 meters around hospitals, educational institutions, courts, religious places or any other area which is declared as such by the competent authority.
 4. Mixed categories of areas may be declared as one of the four above mentioned categories by the competent authority.

* dB(A) Leq denotes the time weighted average of the level of sound in decibels on scale A which is relatable to human hearing.

A "decibel" is a unit in which noise is measured.

"A", in dB(A) Leq, denotes the frequency weighting in the measurement of noise and corresponds to frequency response characteristics of the human ear.

Leq: It is energy mean of the noise level over a specified period.

• CONSTRUCTION ACTIVITIES

The maximum noise levels near the construction site should be limited to 75 dB(A) Leq(5 min.) in industrial areas and to 65 dB(A) Leq(5 min.) in other areas.

• THE PERMISSIBLE LEVELS FOR NOISE EXPOSURE FOR WORK ZONE

(The Model Rules Of The Factories Act, 1948)

Peak sound pressure level in dB	Permitted number of impulses or impact/day
140	100
135	315
130	1000
125	3160
120	10000

- Notes:
1. No exposure in excess of 140 dB peak sound pressure level is permitted.
 2. For any peak sound pressure level falling in between any figure and the next higher or lower figure as indicated in column 1, the permitted number of impulses or impacts per day is to be determined by extrapolation on a proportionate basis.

Total time exposure (continuous or a number of short term exposures per day) in Hrs	Sound Pressure Level in dB(A)
8	90
4	93
2	96
1	99
1/2	102
1/8	108
1/16	111
1/32 (2 minutes) or less	114

- Notes:
1. No exposure in excess of 115 dB(A) is to be permitted.
 2. For any period of exposure falling in between any figure and the next higher or lower figure as indicated in column 1, the permissible sound pressure level is to be determined by extrapolation on a proportionate basis.



Lab : Survey No. 93/A, Conformity Hissa No.2 G.V.Brothers Bldg., Bata Compound, Khopat, Near Flower Valley, Thane (West) - 400 601, Maharashtra, India.
Tele : +91 22 2547 49 07 / +91 22 2547 62 17 Email : lab@ultratech.in Visit us at : www.ultratech.in

TEST REPORT

ISSUED TO: INDUSTRIAL MINERAL & CHEMICAL COMPANY PVT LTD

Plot No.23 Part, MIDC Trans Thane Creek, Zone A,

Industrial Area, Village-Savli, Ghansoli,

Navi Mumbai - 400710

REPORT NO. : UT/ELS/REPORT/6488/12-2022**ISSUE DATE** : 01/12/2022**YOUR REF.** : 5500015783**REF. DATE** : 09/02/2020**SAMPLE PARTICULARS**

Sampling Plan Ref. No. : 41-10/2022
Sampling Procedure : UT/LQMS/SOP/S01A
Sample Registration Date : 28/10/2022
Date & Time of Sampling : 27/10/2022 at 17:20Hrs.
Analysis Starting Date : 28/10/2022
Analysis Completion Date : 05/11/2022
Sample Collected By : ULTRA TECH
Sample Lab Code : UT/ELS/428/03-2022

SOIL QUALITY MONITORING

Sample Type : Surface Soil (at 15cm depth)
Sample Location : At Part II-Opposite Canteen

Sample Quantity & Packing Details : 1kg In Plastic Bag Contained in Zip Lock Bag

Sr. No.	Test Parameter	Test Methods	Test Result	Unit
1.	Moisture Content	IS:2720 (Part 2) : 1973	6.2	%
2.	Bulk Density	UT/LQMS/SOP/S03	1220	kg/m ³
3.	Organic Matter	IS:2720 (Part 22) : 1972	0.27	%
4.	Total Organic Carbon	IS:2720 (Part 22) : 1972	0.16	%
5.	pH	IS:2720 (Part 26) : 1987	6.6	-
6.	Conductivity(1:2soil:Water Extract)	IS:14767- 2000	657	µS/cm
7.	Sodium as Na (Water Extractable)	UT/LQMS/SOP/S19	62	mg/kg
8.	Magnesium as Mg (Water Extractable)	UT/LQMS/SOP/S22	64	mg/kg
9.	Chlorides as Cl- (Water Extractable)	UT/LQMS/SOP/S23	78	mg/kg
10.	Sulphate as SO ₄ ²⁻ (Water Extractable)	UT/LQMS/SOP/S24	118	mg/kg
11.	Sodium Adsorption Ratio	UT/LQMS/SOP/S26	1.0	(meq/kg) ^{1/2}
12.	Cation Exchange Capacity	UT/LQMS/SOP/S18	27.2	meq/100g
13.	Water Holding Capacity	UT/LQMS/SOP/S12	51.0	%
14.	Available Boron as B (Available)	UT/LQMS/SOP/S27	0.7	mg/kg
15.	Phosphorous as P ₂ O ₅ (Available)	UT/LQMS/SOP/S28	61	kg/ha
16.	Potassium as K ₂ O (Available)	UT/LQMS/SOP/S29	231	kg/ha
17.	Nitrogen as N (Available)	UT/LQMS/SOP/S30	212	kg/ha
18.	Iron as Fe	UT/LQMS/SOP/S35&S37	63421	mg/kg
19.	Zinc as Zn	UT/LQMS/SOP/S35&S37	67	mg/kg

Remark/ Statement of Conformity: NIL

Note: 1. Samples were collected by following laboratory's SOP (UT/LQMS/SOP/S01A) based on Methods Manual: Soil Testing in India by DA&FW, MoA, GOI.
2. This test report refers only to the sample tested.
3. This test report may not be reproduced in part, without the permission of this laboratory.
4. Any correction invalidates this test report.

- END OF REPORT -

For ULTRA TECH

M. Namjoshi

Manasi Namjoshi

(Authorized Signatory)

Form 59

[See rules 115 (2)]

Pollution Under Control Certificate

Authorised By :
Government of Maharashtra

Date : **21/03/2022**
Time : **15:47:40 PM**
Validity upto : **20/03/2023**



Certificate SL. No. : MH00100930003331
Registration No. : MH43BX1101
Date of Registration : 22/Jul/2021
Month & Year of Manufacturing : June-2021
Valid Mobile Number : *****6604
Emission Norms : BHARAT STAGE VI
Fuel : DIESEL
PUC Code : MH0010093
GSTIN :
Fees : Rs.110.0
MIL observation : No

Vehicle Photo with Registration plate
60 mm x 30 mm



Sr. No.	Pollutant (as applicable)	Units (as applicable)	Emission limits	Measured Value (upto 2 decimal places)
1	2	3	4	5
Idling Emissions	Carbon Monoxide (CO)	percentage (%)		
	Hydrocarbon, (THC/HC)	ppm		
High idling emissions	CO	percentage (%)		
	RPM	RPM	2500 ± 200	
	Lambda	-	1 ± 0.03	
Smoke Density	Light absorption coefficient	1/metre	1.62	1.42

This PUC certificate is system generated through the national register of motor vehicles and does not require any signature.

Note : 1. Vehicle owners to link their mobile numbers to registered vehicle by logging to <https://vahan.parivahan.gov.in>

Authorised Signature with stamp of PUC operator
60mm x 20 mm



STATE LEVEL ENVIRONMENT IMPACT ASSESSMENT AUTHORITY

Environment department,
Room No. 217, 2nd floor,
Mantralaya, Annexe,
Mumbai- 400 032.
Date: January 15, 2020

To,
M/s. INDUSTRIAL MINERALS & CHEMICAL CO. PVT. LTD.
at Plot No.23, 23 (PT.) 24 & 24(PT), TTC Industrial Area, MIDC - Mahape, Dist.- Thane, Maharashtra

Subject: Environment Clearance for "IMCC IT Park", MIDC, Mahape, Navi Mumbai

Sir,

This has reference to your communication on the above mentioned subject. The proposal was considered as per the EIA Notification - 2006, by the State Level Expert Appraisal Committee-II, Maharashtra in its 120th meeting and recommend the project for prior environmental clearance to SEIAA. Information submitted by you has been considered by State Level Environment Impact Assessment Authority in its 184th meetings.

2. It is noted that the proposal is considered by SEAC-II under screening category Category 8(a) B2 as per EIA Notification 2006.

Brief Information of the project submitted by you is as below :-

1.Name of Project	"IMCC IT Park", MIDC, Mahape, Navi Mumbai
2.Type of institution	Private
3.Name of Project Proponent	M/s. INDUSTRIAL MINERALS & CHEMICAL CO. PVT. LTD.
4.Name of Consultant	M/s. Ultra Tech
5.Type of project	Commercial Development
6.New project/expansion in existing project/modernization/diversification in existing project	New project
7.If expansion/diversification, whether environmental clearance has been obtained for existing project	NA
8.Location of the project	Plot No.23, 23 (PT.) 24 & 24(PT), TTC Industrial Area, MIDC - Mahape, Dist.- Thane, Maharashtra
9.Taluka	Thane
10.Village	Mahape
Correspondence Name:	Mr. Santosh Mhadgut (Authorized Signatory)
Room Number:	--
Floor:	1st Floor
Building Name:	E Block, Voltas Compound
Road/Street Name:	--
Locality:	Chinchpokli
City:	Mumbai - 400033
11.Whether in Corporation / Municipal / other area	Maharashtra Industrial Development Corporation (MIDC)
12.IOD/IOA/Concession/Plan Approval Number	Received Commencement Certificate from MIDC IOD/IOA/Concession/Plan Approval Number: Commencement Certificate No. EE/SPA/23, 23 Part, 24 & 24 Part/ D35970 /of 2019 Approved Built-up Area: 38208.74

SEIAA Meeting No: 184 Meeting Date: December 30, 2019 (
SEIAA-STATEMENT-0000001315)
SEIAA-MINUTES-0000002884
SEIAA-EC-0000002300

13.Note on the initiated work (If applicable)	NA
14.LOI / NOC / IOD from MHADA/ Other approvals (If applicable)	NA
15.Total Plot Area (sq. m.)	192320.00 Sq. mt.
16.Deductions	1650.00 Sq. mt.
17.Net Plot area	190670.00 Sq. mt.
18 (a).Proposed Built-up Area (FSI & Non-FSI)	FSI area (sq. m.): 38208.74 Sq. mt.
	Non FSI area (sq. m.): 26825.01 Sq. mt.
	Total BUA area (sq. m.): 65033.75
18 (b).Approved Built up area as per DCR	Approved FSI area (sq. m.): 38208.74 sq. mt.
	Approved Non FSI area (sq. m.): 26825.01 sq. mt.
	Date of Approval: 10-10-2019
19.Total ground coverage (m2)	5333.68 Sq. mt.
20.Ground-coverage Percentage (%) (Note: Percentage of plot not open to sky)	2.7%
21.Estimated cost of the project	3000000000

Government of Maharashtra

22. Production Details

Serial Number	Product	Existing (MT/M)	Proposed (MT/M)	Total (MT/M)
1	Not applicable	Not applicable	Not applicable	Not applicable

23. Total Water Requirement

Dry season:	Source of water	MIDC
	Fresh water (CMD):	214 KLD (For Domestic - 136 KLD, For Cooling tower make up - 78 KLD)
	Recycled water - Flushing (CMD):	For Flushing - 111 KLD, For Cooling tower make up - 28 KLD
	Recycled water - Gardening (CMD):	58
	Swimming pool make up (Cum):	NA
	Total Water Requirement (CMD) :	411 KLD
	Fire fighting - Underground water tank(CMD):	200 KL
	Fire fighting - Overhead water tank(CMD):	20 KL
	Excess treated water	0
Wet season:	Source of water	MIDC/ Partly by Rain Water Harvesting (RWH)
	Fresh water (CMD):	111 KLD [Domestic: 136 KLD (91 form MIDC + 45 KLD from RWH) & Cooling tower make up: 20 KLD]
	Recycled water - Flushing (CMD):	For Flushing - 111 KLD, For Cooling tower make up - 86 KLD
	Recycled water - Gardening (CMD):	NA
	Swimming pool make up (Cum):	NA
	Total Water Requirement (CMD) :	308 KLD
	Fire fighting - Underground water tank(CMD):	200 KL
	Fire fighting - Overhead water tank(CMD):	20 KL
	Excess treated water	0
Details of Swimming pool (If any)		NA

24.Details of Total water consumed

Particulars	Consumption (CMD)			Loss (CMD)			Effluent (CMD)		
Water Requirement	Existing	Proposed	Total	Existing	Proposed	Total	Existing	Proposed	Total
Domestic	Not applicable	Not applicable	Not applicable	Not applicable	Not applicable	Not applicable	Not applicable	Not applicable	Not applicable

25.Rain Water Harvesting (RWH)	Level of the Ground water table:	The Ground water level is between 0.62 mt. to 2.80 mt. below existing ground level
	Size and no of RWH tank(s) and Quantity:	2 nos. of RWH tanks of total capacity 200 KL.
	Location of the RWH tank(s):	--
	Quantity of recharge pits:	NA
	Size of recharge pits :	NA
	Budgetary allocation (Capital cost) :	Rs. 26.0 Lacs
	Budgetary allocation (O & M cost) :	Rs. 1.11 Lacs/annum
	Details of UGT tanks if any :	Location(s) of the UGT tank(s): Underground

26.Storm water drainage	Natural water drainage pattern:	The storm water collected through the storm water drains of adequate capacity will be discharged in to the external drain.
	Quantity of storm water:	3.95 m3/sec
	Size of SWD:	750 mm wide with slope 1:250

27.Sewage and Waste water	Sewage generation in KLD:	219
	STP technology:	MBR (Membrane Bio Reactor)
	Capacity of STP (CMD):	1 STP of capacity 295 KL
	Location & area of the STP:	Partially Below ground
	Budgetary allocation (Capital cost):	Rs. 63.00 Lacs
	Budgetary allocation (O & M cost):	Rs. 8.53 Lacs/annum

28.Solid waste Management

Waste generation in the Pre Construction and Construction phase:	Waste generation:	Excavated earth shall be partly reused for back filling on site and partly disposed to authorized landfill site
	Disposal of the construction waste debris:	Construction waste shall be partly reused on the site and partly will be disposed to the authorized landfill site.
Waste generation in the operation Phase:	Dry waste:	344 Kg/day
	Wet waste:	229 Kg/day
	Hazardous waste:	NA
	Biomedical waste (If applicable):	NA
	STP Sludge (Dry sludge):	33 Kg/day
	Others if any:	E waste - 344 kg/month
Mode of Disposal of waste:	Dry waste:	To authorized recyclers
	Wet waste:	Treatment in Organic Waste Converters (OWC)
	Hazardous waste:	NA
	Biomedical waste (If applicable):	NA
	STP Sludge (Dry sludge):	As manure
	Others if any:	E waste - To Authorized recyclers
Area requirement:	Location(s):	Lower stilt
	Area for the storage of waste & other material:	41 Sq.mt.
	Area for machinery:	12 Sq.mt.
Budgetary allocation (Capital cost and O&M cost):	Capital cost:	Rs. 9.00 Lacs
	O & M cost:	Rs. 1.62 Lacs/annum

Government of
Maharashtra

29.Effluent Charecterestics					
Serial Number	Parameters	Unit	Inlet Effluent Charecterestics	Outlet Effluent Charecterestics	Effluent discharge standards (MPCB)
1	Not applicable	Not applicable	Not applicable	Not applicable	Not applicable
Amount of effluent generation (CMD):		Not applicable			
Capacity of the ETP:		Not applicable			
Amount of treated effluent recycled :		Not applicable			
Amount of water send to the CETP:		Not applicable			
Membership of CETP (if require):		Not applicable			
Note on ETP technology to be used		Not applicable			
Disposal of the ETP sludge		Not applicable			



Government of Maharashtra

30.Hazardous Waste Details							
Serial Number	Description	Cat	UOM	Existing	Proposed	Total	Method of Disposal
1	Not applicable	Not applicable	Not applicable	Not applicable	Not applicable	Not applicable	Not applicable

31.Stacks emission Details						
Serial Number	Section & units	Fuel Used with Quantity	Stack No.	Height from ground level (m)	Internal diameter (m)	Temp. of Exhaust Gases
1	--	--	--	--	--	--

32.Details of Fuel to be used				
Serial Number	Type of Fuel	Existing	Proposed	Total
1	--	--	--	--

33.Source of Fuel	--
34.Mode of Transportation of fuel to site	--

35.Energy		
Power requirement:	Source of power supply :	Maharashtra State Electricity Distribution Company Limited (MSEDCL)
	During Construction Phase: (Demand Load)	150 KW
	DG set as Power back-up during construction phase	As per requirement
	During Operation phase (Connected load):	5632 KW
	During Operation phase (Demand load):	2832 KW
	Transformer:	2# 1000 KVA Dry type cast resin Transformer with 1# Space provision for 1000 KVA Transformer 1# 1600 KVA Dry type cast resin Transformer with 1#Space provision for 1600 KVA Transformer
	DG set as Power back-up during operation phase:	3 Nos. of DG set of capacity 1500 KVA each
	Fuel used:	Diesel
	Details of high tension line passing through the plot if any:	NA

Energy saving by non-conventional method:
<ul style="list-style-type: none"> • Use of LED lights for Internal Lighting • Use of LED lights for External Lighting • Use of Energy efficient Pumps as per ECBC Guidelines (Domestic Plumbing + STP) • Use of High COP chiller as per ECBC Guidelines • Use of Low Losses Transformers as per ECBC Guidelines • Solar PV Cells with installed capacity of 285 KW

36.Detail calculations & % of saving:				
Serial Number	Energy Conservation Measures		Saving %	
1	Overall Energy saving		23%	
2	Energy saving due to Solar		6%	
37.Details of pollution control Systems				
Source	Existing pollution control system		Proposed to be installed	
Sewage	--		STP	
Solid waste	--		Organic waste converter	
Budgetary allocation (Capital cost and O&M cost):	Capital cost:	Rs. 185.00 Lacs		
	O & M cost:	Rs. 2.50 Lacs/annum		
38.Environmental Management plan Budgetary Allocation				
a) Construction phase (with Break-up):				
Serial Number	Attributes	Parameter	Total Cost per annum (Rs. In Lacs)	
1	Air Environment	Water for Dust Suppression	2.16	
2	Air Environment	Air and Noise Monitoring: On site Sensors	0.50	
3	Air Environment	Air and Noise Monitoring: By outside MoEF & CC Approved Laboratory	0.22	
4	Water Environment	Drinking water analysis	0.18	
5	Land Environment	Site Sanitation	1.67	
6	Health & Hygiene	Disinfection- Pest Control	1.20	
7	Health & Hygiene	Health Check Up	4.50	
b) Operation Phase (with Break-up):				
Serial Number	Component	Description	Capital cost Rs. In Lacs	Operational and Maintenance cost (Rs. in Lacs/yr)
1	AIR & NOISE ENVIRONMENT	Ambient Air quality & Noise Monitoring - On site sensors	No set up cost is involved as already considered Construction Phase	0.50
2	AIR & NOISE ENVIRONMENT	Ambient Air quality & Noise Monitoring - By outside MoEF & CC Approved Laboratory	No set up cost is involved	0.22
3	AIR & NOISE ENVIRONMENT	Cost for DG Stack Exhaust Monitoring - 3 nos. of stacks	No set up cost is involved	0.14
4	AIR & NOISE ENVIRONMENT	Cost for Plantation : RG area on ground	109.98	1.20

5	WATER ENVIRONMENT - Waste water treatment	Cost for sewage Treatment Plant	45.00	7.50
6	WATER ENVIRONMENT - Cost for water & waste water Monitoring	On site sensors	18.00	1.00
7	WATER ENVIRONMENT - Cost for water & waste water Monitoring	By outside MoEF & CC Approved Laboratory	No set up cost is involved	0.03
8	WATER ENVIRONMENT - Water Conservation (Rain Water Harvesting System)	Cost for RWH tanks	20.00	1.00
9	WATER ENVIRONMENT - Water Conservation (Rain Water Harvesting System)	Cost for treatment unit for Rain Water collected in tanks	6.00	0.02
10	WATER ENVIRONMENT - Water Conservation (Rain Water Harvesting System)	Cost for Rainwater Monitoring	No set up cost is involved	0.09
11	LAND ENVIRONMENT - Solid Waste Management	Cost for Treatment of biodegradable garbage in OWC	9.00	1.54
12	LAND ENVIRONMENT - Solid Waste Management	Environmental Monitoring	No set up cost is involved	0.08
13	ENERGY CONSERVATION	Use of renewable energy - Solar system	185.00	2.50

39.Storage of chemicals (inflamable/explosive/hazardous/toxic substances)

Description	Status	Location	Storage Capacity in MT	Maximum Quantity of Storage at any point of time in MT	Consumption / Month in MT	Source of Supply	Means of transportation
Not applicable	Not applicable	Not applicable	Not applicable	Not applicable	Not applicable	Not applicable	Not applicable

40.Any Other Information

No Information Available

	CRZ/ RRZ clearance obtain, if any:	NA
	Distance from Protected Areas / Critically Polluted areas / Eco-sensitive areas/ inter-State boundaries	NA
	Category as per schedule of EIA Notification sheet	Category 8(a) B2
	Court cases pending if any	No
	Other Relevant Informations	NA
	Have you previously submitted Application online on MOEF Website.	Yes
	Date of online submission	19-04-2018

3. The proposal has been considered by SEIAA in its 184th meeting & decided to accord environmental clearance to the said project under the provisions of Environment Impact Assessment Notification, 2006 subject to implementation of the following terms and conditions:

Specific Conditions:

I	PP to submit Approved plan
II	PP to obtain the NoC from the National High Speed Rail Corporation Ltd (NHSRCL), if required.
III	PP to upload the civil aviation NoC.
IV	PP to upload the CFO NoC. Also PP to abide the all conditions laid in the CFO NoC dated 25/9/2019.
V	PP to ensure that RG should be intact even during future development also.
VI	The PP to get NOC from competent authority with reference to Thane creek flamingo sanctuary if the project site falls within 10 Km radius from the said sanctuary boundary. The planning authority to ensure fulfilment of this condition before granting CC.
VII	PP to submit CER prescribed by MoEF&CC circular dated 1.5.2018 relevant to the area and people around the project or Environment Department may direct PP to undertake CER work in identified area, as identified by Environment Department.
VIII	PP to ensure that CER plan gets approved from Municipal Commissioner/District Collector.
IX	PP Shall comply with Standard EC conditions mentioned in the Office Memorandum issued by MoEF& CC vide F.No.22-34/2018-IA.III dt.04.01.2019.
X	SEIAA decided to grant EC for -FSI: 38208.74 m2, Non-FSI: 26825.01 m2 and Total BUA:65033.75 m2 (Plan Approval no-EE/SPA/23, 23(Pt), 24, 24 (Pt)/D35970/2019, Date-10.10.2019)

General Conditions:

I	E-waste shall be disposed through Authorized vendor as per E-waste (Management and Handling) Rules, 2016.
II	The Occupancy Certificate shall be issued by the Local Planning Authority to the project only after ensuring sustained availability of drinking water, connectivity of sewer line to the project site and proper disposal of treated water as per environmental norms.
III	This environmental clearance is issued subject to obtaining NOC from Forestry & Wild life angle including clearance from the standing committee of the National Board for Wild life as if applicable & this environment clearance does not necessarily implies that Forestry & Wild life clearance granted to the project which will be considered separately on merit.
IV	PP has to abide by the conditions stipulated by SEAC& SEIAA.

V	The height, Construction built up area of proposed construction shall be in accordance with the existing FSI/FAR norms of the urban local body & it should ensure the same along with survey number before approving layout plan & before according commencement certificate to proposed work. Plan approving authority should also ensure the zoning permissibility for the proposed project as per the approved development plan of the area.
VI	If applicable Consent for Establishment" shall be obtained from Maharashtra Pollution Control Board under Air and Water Act and a copy shall be submitted to the Environment department before start of any construction work at the site.
VII	All required sanitary and hygienic measures should be in place before starting construction activities and to be maintained throughout the construction phase.
VIII	Adequate drinking water and sanitary facilities should be provided for construction workers at the site. Provision should be made for mobile toilets. The safe disposal of wastewater and solid wastes generated during the construction phase should be ensured.
IX	The solid waste generated should be properly collected and segregated. dry/inert solid waste should be disposed off to the approved sites for land filling after recovering recyclable material.
X	Disposal of muck during construction phase should not create any adverse effect on the neighboring communities and be disposed taking the necessary precautions for general safety and health aspects of people, only in approved sites with the approval of competent authority.
XI	Arrangement shall be made that waste water and storm water do not get mixed.
XII	All the topsoil excavated during construction activities should be stored for use in horticulture / landscape development within the project site.
XIII	Additional soil for leveling of the proposed site shall be generated within the sites (to the extent possible) so that natural drainage system of the area is protected and improved.
XIV	Green Belt Development shall be carried out considering CPCB guidelines including selection of plant species and in consultation with the local DFO/ Agriculture Dept.
XV	Soil and ground water samples will be tested to ascertain that there is no threat to ground water quality by leaching of heavy metals and other toxic contaminants.
XVI	Construction spoils, including bituminous material and other hazardous materials must not be allowed to contaminate watercourses and the dumpsites for such material must be secured so that they should not leach into the ground water.
XVII	Any hazardous waste generated during construction phase should be disposed off as per applicable rules and norms with necessary approvals of the Maharashtra Pollution Control Board.
XVIII	The diesel generator sets to be used during construction phase should be low sulphur diesel type and should conform to Environments (Protection) Rules prescribed for air and noise emission standards.
XIX	The diesel required for operating DG sets shall be stored in underground tanks and if required, clearance from concern authority shall be taken.
XX	Vehicles hired for bringing construction material to the site should be in good condition and should have a pollution check certificate and should conform to applicable air and noise emission standards and should be operated only during non-peak hours.
XXI	Ambient noise levels should conform to residential standards both during day and night. Incremental pollution loads on the ambient air and noise quality should be closely monitored during construction phase. Adequate measures should be made to reduce ambient air and noise level during construction phase, so as to conform to the stipulated standards by CPCB/MPCB.
XXII	Fly ash should be used as building material in the construction as per the provisions of Fly Ash Notification of September 1999 and amended as on 27th August, 2003. (The above condition is applicable only if the project site is located within the 100Km of Thermal Power Stations).
XXIII	Ready mixed concrete must be used in building construction.
XXIV	Storm water control and its re-use as per CGWB and BIS standards for various applications.
XXV	Water demand during construction should be reduced by use of pre-mixed concrete, curing agents and other best practices referred.
XXVI	The ground water level and its quality should be monitored regularly in consultation with Ground Water Authority.
XXVII	The installation of the Sewage Treatment Plant (STP) should be certified by an independent expert and a report in this regard should be submitted to the MPCB and Environment department before the project is commissioned for operation. Discharge of this unused treated effluent, if any should be discharge in the sewer line. Treated effluent emanating from STP shall be recycled/refused to the maximum extent possible. Discharge of this unused treated effluent, if any should be discharge in the sewer line. Treatment of 100% gray water by decentralized treatment should be done. Necessary measures should be made to mitigate the odour problem from STP.
XXVIII	Permission to draw ground water and construction of basement if any shall be obtained from the competent Authority prior to construction/operation of the project.

XXIX	Separation of gray and black water should be done by the use of dual plumbing line for separation of gray and black water.
XXX	Fixtures for showers, toilet flushing and drinking should be of low flow either by use of aerators or pressure reducing devices or sensor based control.
XXXI	Use of glass may be reduced up to 40% to reduce the electricity consumption and load on air conditioning. If necessary, use high quality double glass with special reflective coating in windows.
XXXII	Roof should meet prescriptive requirement as per Energy Conservation Building Code by using appropriate thermal insulation material to fulfill requirement.
XXXIII	Energy conservation measures like installation of CFLs /TFLs for the lighting the areas outside the building should be integral part of the project design and should be in place before project commissioning. Use CFLs and TFLs should be properly collected and disposed off/sent for recycling as per the prevailing guidelines/rules of the regulatory authority to avoid mercury contamination. Use of solar panels may be done to the extent possible like installing solar street lights, common solar water heaters system. Project proponent should install, after checking feasibility, solar plus hybrid non-conventional energy source as source of energy.
XXXIV	Diesel power generating sets proposed as source of backup power for elevators and common area illumination during operation phase should be of enclosed type and conform to rules made under the Environment (Protection) Act, 1986. The height of stack of DG sets should be equal to the height needed for the combined capacity of all proposed DG sets. Use low sulphur diesel. The location of the DG sets may be decided with in consultation with Maharashtra Pollution Control Board.
XXXV	Noise should be controlled to ensure that it does not exceed the prescribed standards. During nighttime the noise levels measured at the boundary of the building shall be restricted to the permissible levels to comply with the prevalent regulations.
XXXVI	Traffic congestion near the entry and exit points from the roads adjoining the proposed project site must be avoided. Parking should be fully internalized and no public space should be utilized.
XXXVII	Opaque wall should meet prescriptive requirement as per Energy Conservation Building Code, which is proposed to be mandatory for all air-conditioned spaces while it is aspiration for non-air-conditioned spaces by use of appropriate thermal insulation material to fulfill requirement.
XXXVIII	The building should have adequate distance between them to allow movement of fresh air and passage of natural light, air and ventilation.
XXXIX	Regular supervision of the above and other measures for monitoring should be in place all through the construction phase, so as to avoid disturbance to the surroundings.
XL	Under the provisions of Environment (Protection) Act, 1986, legal action shall be initiated against the project proponent if it was found that construction of the project has been started without obtaining environmental clearance.
XLI	Six monthly monitoring reports should be submitted to the Regional office MoEF, Bhopal with copy to this department and MPCB.
XLII	Project proponent shall ensure completion of STP, MSW disposal facility, green belt development prior to occupation of the buildings. As agreed during the SEIAA meeting, PP to explore possibility of utilizing excess treated water in the adjacent area for gardening before discharging it into sewer line No physical occupation or allotment will be given unless all above said environmental infrastructure is installed and made functional including water requirement in Para 2. Prior certification from appropriate authority shall be obtained.
XLIII	Wet garbage should be treated by Organic Waste Converter and treated waste (manure) should be utilized in the existing premises for gardening. And, no wet garbage will be disposed outside the premises. Local authority should ensure this.
XLIV	Local body should ensure that no occupation certification is issued prior to operation of STP/MSW site etc. with due permission of MPCB.
XLV	A complete set of all the documents submitted to Department should be forwarded to the Local authority and MPCB.
XLVI	In the case of any change(s) in the scope of the project, the project would require a fresh appraisal by this Department.
XLVII	A separate environment management cell with qualified staff shall be set up for implementation of the stipulated environmental safeguards.
XLVIII	Separate funds shall be allocated for implementation of environmental protection measures/EMP along with item-wise breaks-up. These cost shall be included as part of the project cost. The funds earmarked for the environment protection measures shall not be diverted for other purposes and year-wise expenditure should reported to the MPCB & this department.
XLIX	The project management shall advertise at least in two local newspapers widely circulated in the region around the project, one of which shall be in the Marathi language of the local concerned within seven days of issue of this letter, informing that the project has been accorded environmental clearance and copies of clearance letter are available with the Maharashtra Pollution Control Board and may also be seen at Website at http://ec.maharashtra.gov.in .

L	Project management should submit half yearly compliance reports in respect of the stipulated prior environment clearance terms and conditions in hard & soft copies to the MPCB & this department, on 1st June & 1st December of each calendar year.
LI	A copy of the clearance letter shall be sent by proponent to the concerned Municipal Corporation and the local NGO, if any, from whom suggestions/representations, if any, were received while processing the proposal. The clearance letter shall also be put on the website of the Company by the proponent.
LII	The proponent shall upload the status of compliance of the stipulated EC conditions, including results of monitored data on their website and shall update the same periodically. It shall simultaneously be sent to the Regional Office of MoEF, the respective Zonal Office of CPCB and the SPCB. The criteria pollutant levels namely; SPM, RSPM, SO ₂ , NO _x (ambient levels as well as stack emissions) or critical sector parameters, indicated for the project shall be monitored and displayed at a convenient location near the main gate of the company in the public domain.
LIII	The project proponent shall also submit six monthly reports on the status of compliance of the stipulated EC conditions including results of monitored data (both in hard copies as well as by e-mail) to the respective Regional Office of MoEF, the respective Zonal Office of CPCB and the SPCB.
LIV	The environmental statement for each financial year ending 31st March in Form-V as is mandated to be submitted by the project proponent to the concerned State Pollution Control Board as prescribed under the Environment (Protection) Rules, 1986, as amended subsequently, shall also be put on the website of the company along with the status of compliance of EC conditions and shall also be sent to the respective Regional Offices of MoEF by e-mail.

Government of Maharashtra

4. The environmental clearance is being issued without prejudice to the action initiated under EP Act or any court case pending in the court of law and it does not mean that project proponent has not violated any environmental laws in the past and whatever decision under EP Act or of the Hon'ble court will be binding on the project proponent. Hence this clearance does not give immunity to the project proponent in the case filed against him, if any or action initiated under EP Act.

5. In case of submission of false document and non-compliance of stipulated conditions, Authority/ Environment Department will revoke or suspend the Environment clearance without any intimation and initiate appropriate legal action under Environmental Protection Act, 1986.

6. The Environment department reserves the right to add any stringent condition or to revoke the clearance if conditions stipulated are not implemented to the satisfaction of the department or for that matter, for any other administrative reason.

7. Validity of Environment Clearance: The environmental clearance accorded shall be valid as per EIA Notification, 2006, and amendments by MoEF&CC Notification dated 29th April, 2015.

8. In case of any deviation or alteration in the project proposed from those submitted to this department for clearance, a fresh reference should be made to the department to assess the adequacy of the condition(s) imposed and to incorporate additional environmental protection measures required, if any.

9. The above stipulations would be enforced among others under the Water (Prevention and Control of Pollution) Act, 1974, the Air (Prevention and Control of Pollution) Act, 1981, the Environment (Protection) Act, 1986 and rules there under, Hazardous Wastes (Management and Handling) Rules, 1989 and its amendments, the public Liability Insurance Act, 1991 and its amendments.

10. Any appeal against this Environment clearance shall lie with the National Green Tribunal (Western Zone Bench, Pune), New Administrative Building, 1st Floor, D- Wing, Opposite Council Hall, Pune, if preferred, within 30 days as prescribed under Section 16 of the National Green Tribunal Act, 2010.

Shri. Anil Diggikar (Member Secretary SEIAA)

Copy to:

1. SHRI JOHNY JOSEPH, CHAIRMAN-SEIAA
2. SHRI UMAKANT DANGAT, CHAIRMAN-SEAC-I
3. SHRI M.M.ADTANI, CHAIRMAN-SEAC-II
4. SHRI ANIL .D. KALE. CHAIRMAN SEAC-III
5. SECRETARY MOEF & CC
6. IA- DIVISION MOEF & CC
7. MEMBER SECRETARY MAHARASHTRA POLLUTION CONTROL BOARD MUMBAI
8. REGIONAL OFFICE MOEF & CC NAGPUR
9. MAHARASHTRA STATE ELECTRICITY DISTRIBUTION CO. LTD

PUBLIC NOTICE

Notice is hereby given that I have been instructed to investigate title of land owners 1) Maniram Yadav Patil, (2) Kamalkar Yada (3) Vijay Yadav Patil & (4) late Suresh Yadav Patil, all resi Nandgaon through Tarapur, Tal./Dist. Palghar in respect of schedu property.

Any person or persons having any claim against or in respect land bearing Gut No. 870, admeasuring 0-07-0 hap., out of 0-08 land in share of late Suresh Yadav Patil through his son Yogesh Patil, situated lying being at village Nandgaon through Tarapur, Tal./Dist. Palghar by way of sale, exchange, mortgage, charge, gift maintenance, possession, tenancy, inheritance, lease, lien, right way acquisition, requisition or otherwise howsoever are her requested to make the same known in writing along with supp documents to the undersigned at my office at First Floor, S.D. Dandekar Building, Near Lokmanya Hotel, Mahim Road, Palga Tal./Dist. Palghar within a period of 7 days from the date of publi of the Notice failing which, claims, if any, shall be deemed to be waived and / or abandoned and the said land title clearance can will be given to said owner for purpose of his housing bank c claims without supporting documents will not be entertained.

Date: 30/06/2020

Sd/-
Mr. Sanjay H. Patil
Advocate, Palghar

PUBLIC NOTICE

Notice is hereby given that MR. AJAY NAVNITLAL SHAH was the member and owner of Unit No. A/36, Ground Floor, Akurfi Industrial Premises Co-op Soc Ltd., Akurfi Road, Kandivalli (East), Mumbai - 400 101. MR. AJAY NAVNITLAL SHAH the owner and member of the society expired on 28.04.2020 without making any nomination. Any person/s who has/have any claim, right, title and interest in the said Unit No. A/36 by way of sale, gift, exchange, mortgage, charge, lease, lien, succession, or in any other manner whatsoever should intimate the same to the undersigned within a period of 15 days from the date of publication of this notice at the address provided hereunder, with copies of such documents and other proofs in support of his/her claim/claims in the said Unit No. A/36. In case no objections are received within the aforesaid time, it shall be presumed that there are no claimants and my clients shall be free to deal with said Unit.

Place: Mumbai
Date: 01.07.2020
SMITA R. GHADI
Advocate, High Court, Bombay
Shop No. 76/EMP75/ Phase 4, Thakur Village, Kandivall (East), Mumbai - 400101.

WESTERN MINISTIL LIMITED

CIN: L28932MH1972PLC015928

REGD OFFICE: Mittal Tower, 'A' Wing, 16th Floor, Nariman Point, Mumbai - 400021
Tel: 022-40750100 | Fax: 022-22044801 | Email:info@westernministil.com

EXTRACT STATEMENT OF STANDALONE AUDITED FINANCIAL RESULTS FOR THE QUARTER AND YEAR ENDED MARCH 31, 2020

(Rs.In Lacs)						
Sr. No	Particulars	Quarter Ended		Year Ended		
		31 Mar 2020 (Audited)	31 Dec 2019 (Unaudited)	31 Mar 2019 (Audited)	31 Mar 2020 (Audited)	31 Mar 2019 (Audited)
1	Total Income (Net)	-	-	0.12	-	0.55
2	Net Profit / (Loss) for the period (before tax and exceptional items)	(3.25)	(6.83)	(5.24)	(15.43)	(14.84)
3	Net Profit / (Loss) for the period (before tax after exceptional items)	(3.25)	(6.83)	(5.24)	(15.43)	(14.84)
4	Net Profit / (Loss) for the period (after tax and exceptional items)	(3.25)	(6.83)	(5.24)	(16.14)	(14.84)
5	Total Comprehensive Income for the period (Comprising profit / (loss) for the period after tax and other comprehensive income after tax)	(3.25)	(6.83)	(5.24)	(16.14)	(14.84)
6	Paid up Equity Share Capital (Face value ₹10 per share)	215.72	215.72	215.72	215.72	215.72
7	Other Equity (as per last audited balance sheet)	NA	NA	NA	(605.12)	(588.99)
8	Earning per share (EPS) FV of Rs.10/- each (not annualised)	(0.15)	(0.32)	(0.24)	(0.75)	(0.69)
	(i) Basic EPS	(0.15)	(0.32)	(0.24)	(0.75)	(0.69)
	(ii) Diluted EPS	(0.15)	(0.32)	(0.24)	(0.75)	(0.69)

- Note: 1) This statement has been prepared in accordance with the Companies (Indian Accounting Standards) Rules, 2015 (Ind AS) prescribed under Section 133 of the Companies Act, 2013 and other recognised accounting practices and policies to the extent applicable.
- 2) The above is an extract of the detailed format of Quarterly / Annual Financial Results filed with the stock exchange under Regulation 33 of SEBI (Listing Obligations and Disclosure Requirements) Regulations, 2015. The full format of the Quarterly / Annual Financial Results are available on Stock Exchange website viz. www.bseindia.com and Company's website www.westernministil.com.
- 3) The above results were reviewed and recommended by the Audit Committee and approved by the Board of Directors at their respective meeting held on 30th June 2020

For and on behalf of the Board of Directors
For Western Ministil Limited

Sd/-
P. S. Parikh
Director
Place: Mumbai
Date: 30th June, 2020
DIN : 00106727



Regd. Office : E-4, M.I.D.C., Tarapur, Dist-Palghar, Maharashtra - 401506
Office : 52, Nariman Bhavan, Nariman Point Mumbai - 400021
CIN NO : L24114MH1992PLC067309

Statement of Standalone Audited Financial Results for the quarter and year ended 31st March, 2020 (Amount In Lakhs)

Sr. No.	Particulars	Quarter ended		Year Ended	
		31.03.2020	31.03.2019	31.03.2020	31.03.2019
		Refer note no.2	Refer note no.2	Audited	Audited
1	Total income from operations	386.64	457.67	1,656.95	1,730.01
2	Net Profit / (Loss) for the period before tax (after Exceptional and / or Extraordinary items)	55.76	49.48	150.04	122.37
3	Net Profit / (Loss) for the period after tax (after Exceptional and / or Extraordinary items)	53.80	39.03	108.19	86.06
4	Total Comprehensive Income for the period (Comprising profit / (Loss) for the period (after tax and Other comprehensive income (after tax)	43.39	34.03	97.78	78.55
5	Paid-up equity share capital (face value of Rs. 10/- each)	600.00	600.00	600.00	600.00
6	Earnings per share (EPS) (not annualised)				
	(a) Basic (in Rs.)	0.90	0.57	1.80	1.43
	(b) Diluted (in Rs.)	0.90	0.57	1.80	1.43

NOTES:

- 1 The above audited financial results have been prepared in accordance with the Indian Accounting Standards specified under Section 133 of the Companies Act, 2013.
- 2 The Audited Financial Results for the quarter and year ended 31st March, 2020 have been reviewed and recommended by the Audit Committee and taken on record in its meeting held on 30th June, 2020 and subsequently approved by the Board of Directors in its meeting held on 30th June, 2020. The statutory auditors have audited the financial results for the year ended 31st March, 2020 as required under Regulation 33 of the SEBI (Listing Obligations and Disclosure Requirements) Regulations, 2015, as amended.
- 3 Figures for the quarters ended 31st March, 2020 and 31st March, 2019 as reported in these financial results are balancing figures between the audited figures in respect of the full financial year and published year to date reviewed figures upto third quarter of the relevant financial year.
- 4 The Company has only one reportable business segment of Manufacturing and trading in Chemicals and Dyestuff, which in the context of Indian Accounting Standard (Ind AS) - 108 is the only reportable segment.
- 5 The figures of the previous period(s) have been regrouped / reclassified wherever necessary.
- 6 The above is an extract of the detailed format of the Quarterly Financial Results filed with Stock Exchange under Regulation 33 of the SEBI (Listing Obligations and Disclosure Requirements) Regulations, 2015. The full format Quarterly Financial Results are available on the Stock Exchange website.(www.bseindia.com) and the Company website (www.daikaffil.com)

For and on behalf of the Board

Sd/-
Director
Place: Mumbai
Date : 30th June, 2020

M/s. UNIVERSAL ARTS LIMITED

CIN: L22300MH1995PLC091082

Regd. Office: Plot No.45, Ganpati Bhavan, M.G.Road,Goregaon (W), Mumbai - 400 062. • Tel.: 2874 9001

EXTRACT OF AUDITED CONSOLIDATED FINANCIAL RESULTS FOR THE YEAR ENDED 31.03.2020 (Rs. In lacs)

Particulars	For the quarter ended 31.03.2020 (Audited)	Corresponding Quarter ended 31.03.2019 (Audited)	Preceding Quarter ended 31.12.2019 (Unaudited)	For the period ended 31.03.2020 (Audited)	For the period ended 31.03.2019 (Audited)
1) Total income from Operations	19.64	66.30	166.67	569.15	69.24
2) Net Profit / (Loss) from continuing operations after tax	2.21	36.52	9.41	2.11	(4.96)
3) Net Profit / (Loss) from discontinued operations after Tax	-	-	-	-	-
4) Total Comprehensive Income for the period (Comprising Profit / (Loss) and Other Comprehensive Income for the period)	2.21	36.52	9.41	2.11	(4.96)
5) Equity Share Capital (Face Value Rs.10 per Share)	996.99	996.99	996.99	996.99	996.99
6) Other Equity Excluding Revaluation Reserves as per balance sheet of previous accounting year	(286.84)	(281.89)	(286.84)	(286.84)	(281.89)
7) Earnings per share (Face Value Rs.10 per Share):					
(a) Basic	0.02	0.37	0.02	0.02	N.A.
(b) Diluted	0.02	0.37	0.02	0.02	N.A.

EXTRACT OF AUDITED STANDALONE FINANCIAL RESULTS FOR THE QUARTER ENDED 31.03.2020 (Rs. In lacs)						
Particulars	For the quarter ended 31.03.2020 (Audited)	Corresponding Quarter ended 31.03.2019 (Audited)	Preceding Quarter ended 31.12.2019 (Unaudited)	For the period ended 31.03.2020 (Audited)	For the period ended 31.03.2019 (Audited)	
1) Total income from Operations	15.77	65.92	166.53	565.14	67.66	
2) Net Profit / (Loss) from continuing operations after tax	(0.24)	37.41	10.19	2.24	(2.48)	
3) Net Profit / (Loss) from discontinued operations after Tax	-	-	-	-	-	
4) Total Comprehensive Income for the period (Comprising Profit / (Loss) and Other Comprehensive Income for the period)	(0.24)	37.41	10.19	2.24	(2.48)	
5) Equity Share Capital (Face Value Rs.10 per Share)	996.99	996.99	996.99	996.99	996.99	
6) Reserves Excluding Revaluation Reserves as per balance sheet of previous accounting year	(200.89)	(198.42)	(200.89)	(200.89)	(198.42)	
7) Earnings per share (Face Value Rs.10 per Share):						
(a) Basic	N.A.	0.38	0.02	0.02	N.A.	
(b) Diluted	N.A.	0.38	0.02	0.02	N.A.	

NOTES:

- i) The above is an extract of the detailed format of Quarterly / Annual Financial Results filed with the Stock Exchanges under Regulation 33 of the SEBI (Listing and Other Disclosure Requirements) Regulations, 2015. The full format of the Quarterly / Annual Financial results are available on the Stock Exchange websites. (URL: https://www.bseindia.com/affairs)
- ii) The above results are in compliance of Indian Accounting Standards (IND AS) notified by the Ministry of Corporate Affairs. The results for the previous periods have been restated to comply with Ind AS and are comparable on like to like basis.
- iii) Statement of reconciliation of net PAT under Ind AS and net PAT reported under previous Indian GAAP (IGAAP) for the previous periods is not applicable as there is no difference between net PAT under IND AS and net PAT as per IGAAP.

For and on behalf of the Board

Manish Shah
DIN: 00434171
Managing Director
Place : Mumbai
Date: 29/06/2020

SHREE RAJIV LOCHAN OIL EXTRACTION LIMITED
Regd. Office : 27/3, Javahar Nagar, Near Agrasen Bhawan, Rajpur - 492001
Phone: + 91-777-2225441, 2537848 CIN: L15143CT1994PLC005981

Annexure - I Format for Newspaper Publishing Purpose (Standalone) (See Regulation 47 (1) (b) of the SEBI (LODR) Regulations, 2015) (Rupees in Lacs)				
Particulars	Current Quarter ending 31 Mar. 20	Year to Date 31 Mar. 20	Year to Date 31 Mar. 19	Corresponding 3 months ended in the previous year 31 Mar. 19
Total income from operations	5.99	14.65	23.38	11.92
Net Profit / (Loss) for the period (before Tax, Exceptional and Extraordinary items)	3.79	6.6	11.92	11.92
Net Profit / (Loss) for the period before tax (after Exceptional items and/or Extraordinary items)	3.79	6.6	11.92	11.92
Net Profit / (Loss) for the period after tax (after Exceptional and/or Extraordinary items)	2.67	4.88	8.83	8.83
Net Profit / (Loss) for the period (after tax) (Comprising Profit / (Loss) for the period (after tax) and Other Comprehensive Income (after tax))	NA	NA	NA	NA
Equity Share Capital	301.5	301.5	301.5	301.5
Reserves (excluding Revaluation Reserve) as shown in the Audited Balance Sheet of the previous year	191.4	191.4	186.52	186.52
Earnings Per Share (of Rs.10/- each) for continuing and discontinued operations)				
(a) Basic:	0.06	0.12	0.22	0.22
(b) Diluted:	0.06	0.12	0.22	0.22

Notes: (a) The above is an extract of the detailed format of Quarterly/Annual Financial Results filed with the Stock Exchanges under Regulation 33 of the SEBI (Listing and Other Disclosure Requirements) Regulations, 2015. The full format of the Quarterly/Annual Financial Results are available on the website of the Stock Exchange(s) www.bseindia.com and the listed entity at www.bseindia.com. (b) The impact on net profit/loss, total comprehensive income or any other relevant financial items due to change(s) in accounting policies shall be disclosed by means of a footnote. (c) Extraordinary and Extraordinary items adjusted in the Statement of Profit and Loss in accordance with Ind AS Rules & Rules, wherever applicable.

For on behalf of Board
Sd/- Harish Raheja, Managing Director

FORM G

INVITATION FOR EXPRESSION OF INTEREST
(Under Regulation 36A (1) of the Insolvency and Bankruptcy (Insolvency Resolution Process for Corporate Persons) Regulations, 2016
For the attention of Prospective Resolution Applicants of M/s SRI ADHIKARI BROTHERS TELEVISION NETWORK LIMITED

RELEVANT PARTICULARS	
1. Name of the corporate debtor	SRI ADHIKARI BROTHERS TELEVISION NETWORK LIMITED
2. Date of incorporation of corporate debtor	19/12/1994
3. Authority under which corporate debtor is incorporated / registered	Registrar of Companies (ROC), Mumbai
4. Corporate identity number / limited liability identification number of corporate debtor	L32200MH1994PLC083853
5. Address of the registered office and principal office (if any) of corporate debtor	6th Floor, Oberoi Chambers, Oberoi Complex, Next to Laxmi Industries Complex, Oshiwara, New Link Andheri West, Mumbai 400053
6. Insolvency commencement date of the corporate debtor	20th December, 2019
7. Date of invitation of expression of interest	1st July, 2020
8. Eligibility for resolution applicants under section 25(2)(h) of the Code is available at:	Send an email at sriadhikaribrothers@kanchansobha.com
9. Norms of ineligibility applicable under section 29A are available at:	Send an email at sriadhikaribrothers@kanchansobha.com
10. Last date for receipt of expression of interest	31st July, 2020
11. Date of issue of provisional list of prospective resolution applicants	10th August, 2020
12. Last date for submission of objections to provisional list	16th August, 2020
13. Date of issue of final list of prospective resolution applicants	25th August, 2020
14. Date of issue of information memorandum, evaluation matrix and request for resolution plans to prospective resolution applicants	16th August, 2020
15. Manner of obtaining request for resolution plan, evaluation matrix, information memorandum and further information	By email to sriadhikaribrothers@kanchansobha.com (password protected) and hardcopy in a sealed envelope to the address of Resolution Professional as mentioned in point No. 21
16. Last date for submission of resolution plans	14th September, 2020
17. Manner of submitting resolution plans to resolution professional	By email to sriadhikaribrothers@kanchansobha.com (password protected) and hardcopy in a sealed envelope to the address of Resolution Professional as mentioned in point No. 21
18. Estimated date for submission of resolution plan to the Adjudicating Authority for approval	14th October, 2020
19. Name and registration number of the resolution professional	Mr. Vijendra Kumar Jain IBBI/IPA-001/IP-P00721/2017-2018/11253
20. Name, Address and e-mail of the resolution professional, as registered with the Board	Mr. Vijendra Kumar Jain Resolution Professional 401/402, Sai Trishul, Raviraj Oberoi Complex, Off New Link Road, Andheri West, Mumbai City, Maharashtra, 400053 vkj310@gmail.com
21. Address and email to be used for correspondence with the resolution professional	Mr. Vijendra Kumar Jain Resolution Professional 1507, B Wing, One BKC, Bandra Kurla Complex, Bandra (E), Mumbai- 400 051 vkj310@gmail.com, sriadhikaribrothers@kanchansobha.com
22. Further Details are available at or with	Send an email at sriadhikaribrothers@kanchansobha.com
23. Date of publication of Form G	1st July, 2020

Sd/-
Vijendra Kumar Jain
For Sri Adhikari Brothers Television Network Limited
Resolution professional
IBBI/IPA-001/IP-P00721/2017-2018/11253
401/402, Sai Trishul, Raviraj Oberoi Complex, Off New Link Road, Andheri West, Mumbai City - Maharashtra, 400053.

Date : 1st July, 2020

Place: Mumbai

NORTH WESTERN RAILWAY

E-Tender Notice

निविदा संख्या : MKN/Const.-I/FL-DNA/T-419150417, कार्य का नाम स्थान सहित : Providing fabrication and assembling "In Situ" Glued Insulated Rail Joint.... Between Degana (including) and Phulera (including) stations... Phulera-Degana doubling project.... कार्य की अनुमानित लागत : Rs. 2,85,08,424.00, बयाना राशि : Rs. 2,92,600.00, ई-निविदा समापन की अंतिम तिथि एवं समय : 21.07.2020, 15:00 बजे, वेबसाइट जहाँ पूर्ण ई-निविदा देखी व मरी जा सकती है : www.iireps.gov.in 617-SP/20

Please join us on /NWRRailways

PUBLIC NOTICE

This is to inform to the general public that, the proposed construction of "Intellion IT Park Building No.1", at plot no. 23, 23(pt), 24 & 24(pt), TTC Industrial Area, Off Thane-Belapur Road, Mahape MIDC, Navi Mumbai, Maharashtra By M/s. Industrial Minerals & Chemical CO. Pvt. Ltd. has been accorded Environmental clearance from Environment Department, SEIAA, Govt. of Maharashtra vide letter no. SEIAA-EC-0000002300, dated: 15/01/2020, and copies of clearance letter are available with the Maharashtra Pollution Control Board & may also be seen at the website at http://panivsh.nic.in

Sd/-
M/s. Industrial Minerals & Chemical CO. Pvt. Ltd.
1st floor, E-Block, Voltas Compound, Chinchpokli, Mumbai - 400 033. Maharashtra.

उत्तर पश्चिम रेलवे

ई-निविदा आमन्त्रण सूचना

मंडल रेल प्रबन्धक, इंजीनियरिंग, उत्तर पश्चिम रेलवे, जोधपुर द्वारा भारत के राष्ट्रपति के लिये एवं उनकी और से ई-निविदा के माध्यम से प्रचलित नियमों के अन्तर्गत निधारित प्रपत्रों में निविदा निम्न कार्यों के लिए क्रमानुसार आमंत्रित की जाती है—
ई-निविदा सूचना सं. 2020-21: 64.
कार्य का नाम व स्थान: Supply of 1,00,000/- cum stone ballast (Machine Crushed) 65mm Gauge as per revised specification of RDSO track ballast and loading the same into Railway Wagons/ Hoppers at ballast Depot Panhara under ADEN/Degana of Jodhpur Division. अनुमानित लागत रुपये: Rs. 5,89,75,000.00. बयाने की राशि रुपये: Rs. 4,44,90,00.00. निविदा सूचना संख्या 2020-21 / 64 निविदा प्रस्तुत करने की तिथि 21.07.2020 को 15.00 बजे तक है। वेबसाइट का विवरण जहाँ पर ई-निविदा देखी व मरी जा सकती है—
www.iireps.gov.in 617-SP/20

हॉट लिंक/NWRRailways पर फॉलो करें

Caprolactam Chemicals Limited

Reg. Off.: B-31, MIDC, Mahad, Dist Raigad, 402302.
CIN No. L24110MH1988PLC049683
E-mail: caprolactam@gmail.com; website: www.caprolactam.co.in

Extract of Standalone audited Financial Results for the year Ended March, 2020.

PARTICULARS	Qut. Ended 31.03.2020	Year Ended 31.03.2020	Year Ended 31.03.2019
	Audited	Audited	Audited
Total Income from Operations (net)	103.836	656.966	526.049
Net Profit / (Loss) from ordinary activities after Tax	(36.478)	125.797	64.419
Net Profit / (Loss) for the Period after Tax (after Extra Ordinary Items)	(67.164)	95.111	50.164
Equity Share Capital (Face Value Rs. 10/- per share)	460.000	460.000	460.000
Reserves (excluding Revaluation Reserves as shown in the Balancesheet of Previous Year) *	-	(110.403)	(205.515)
Earnings Per Share (before and after extra Ordinary items) (of ₹ 10/- each)			
Basic #	(1.460)	2.068	1.091
Diluted #	(1.460)	2.068	1.091

Note - 1) The above is an extract of the detailed format of Quarterly & yearly audited Financial Results Filed with the Stock Exchange under Regulation 33 of the SEBI (Listing Obligations and Disclosure Requirements) Regulations 2015. The full format of the Quarterly & yearly audited Financial Results are available on www.bseindia.com and on the Company website www.caprolactam.co.in

2. The above audited Financial Results were reviewed by the Audit Committee and approved by the Board of Directors at the meeting held on June 30, 2020. The Statutory Auditors have carried out Limited Review of the above Financial Results.

Sd/-
Z S Bhanushali
(Chairman Cum Managing Director)
(DIN No. 00663374)
Place : Mahad
Dated : June 30, 2020



Karvy Financial Services Limited

CIN: U67190MH2001PLC227379

Registered office address: 705 and 708, 7th Floor, Hallmark Business Plaza, Sant Dnyaneshwar Marg, Opposite Guru Nanak Hospital, Bandra (East), Mumbai - 400 051 Tel. No.: 022 4019 2700 , Website: www.karvyfinance.com

Extract of Standalone Audited Financial Results For The Year Ended March 31, 2020

(All amounts in ₹ Lakhs, except per share data)			
Sr. No	Particular	For the year ended	
		March 31, 2020	March 31, 2019
		(Audited)	(Audited)
1	Total Income from Operations	1,660.78	5,618.49
2	Net profit / (loss) for the period (before Tax, Exceptional and/or Extra Ordinary items)	(31,588.44)	2,888.41
3	Net profit / (loss) for the period before Tax (after Exceptional and / or Extra Ordinary items)	(31,588.44)	2,888.41
4	Net profit/(loss) for the period after Tax (after Exceptional and / or Extra Ordinary items)	(31,588.44)	1,868.13
5	Total Comprehensive Income for the period [Comprising profit/ (loss) for the period (after tax) and Other Comprehensive Income (after tax)]	(31,589.76)	1,878.02
6	Paid-up equity share capital	7,825.00	7,825.00
7	Reserves (excluding "revaluation reserve")	(351.32)	31,187.79
8	Net worth	7,473.68	39,012.79
9	Paid-up debt capital/Outstanding debt	8,491.75	12,041.61
10	Debt-equity ratio	1.14	0.31
11	Earnings per equity share [nominal value of share: ₹ 10]		
	Basic	(40.37)	2.39
	Diluted	(40.37)	2.39
12	Debenture Redemption Reserve	Not Applicable	Not Applicable

अजंता फार्मा लिमिटेड

[illegible]

<div>investorcare@nrbbearings.co.in</div> <div>(6. साधारण)</div>			
एकतिन			
री निमाही	संपलेली निमाही	संपलेली वर्ष	संपलेली वर्ष
२.००१९	३९.०३.२०१९	३९.०३.२०२०	३९.०३.२०१९
साधारण	अलेखापरिणित	लेखापरिणित	लेखापरिणित
१८,३०८	२१,९६६	७७,५५५	९१,५०२
१,३१९	१,९८७	४,६८३	१४,०५६
१,३१९	१,९८७	४,६८३	१४,७१०
१,०५२	२,२९०	३,३९९	१०,९९०
१०५	(१९१)	(५५५)	(१९३)
१,१३८	१,९३८	१,९३८	१,९३८
		४८,०५२	४९,९३८
१.०१७	१.३३७	३.३१	११.१५
१.०१७	१.३३७	३.३१	११.१७

रु। लाख, २०१५ व कंपनीस (सिविल आकाउंटिंग स्टैंडर्ड) (असेमेंट) रु। लाख

वर्षावर्षा वर्षावर्षा निमाही असेरीसण्या साधारणवर्षा वर्षावर्षा आकाउंटिंग

संभालक मंडळाच्या वतीने आणि साठी
सही/-
(श्रीमती) हर्षबीन ज्ञेवरी
उपाध्यक्ष आणि व्यवस्थापकीय संचालक